



Science Arts & Métiers (SAM)

is an open access repository that collects the work of Arts et Métiers Institute of Technology researchers and makes it freely available over the web where possible.

This is an author-deposited version published in: <https://sam.ensam.eu>
Handle ID: <http://hdl.handle.net/10985/7156>

To cite this version :

Andreas KOPECKI, Uwe WOSSNER, Dimitris MAVRIKIOS, Loukas RENTZOS, Christian WEIDIG, Okung-Dike NTOFON, Martin REED, Georges DUMONT, Daniel BUNDGENS, Andrzej MILECKI, Peter BARANYI, Frédéric NOEL, Cedric MASCLLET, Marco ATTENE, Franca GIANNINI, Michela SPAGNUOLO, Lionel ROUCOULES - VISIONAIR VISION Advanced Infrastructure for Research - Procedia CIRP - Vol. 2, n°2, p.40-43 - 2011

Any correspondence concerning this service should be sent to the repository

Administrator : scienceouverte@ensam.eu



VISIONAIR

VISION Advanced Infrastructure for Research

Andreas Kopecki, Uwe Wössner
HLRS, University of Stuttgart
Email: {kopecki,woessner}@hlrs.de

Dimitris Mavrikios, Loukas Rentzos
LMS, University of Patras
Email: {mavrik,rentzos}@lms.mech.upatras.gr

Christian Weidig
University of Kaiserslautern
Email: weidig@cpk.uni-kl.de

Lionel Roucoules
Arts et Métiers ParisTech Institute
Email: Lionel.Roucoules@ensam.eu

Okung-Dike Ntofon
NLM, University of Essex
Email: ontofo@essex.ac.uk

Georges Dumont
ENS Cachan/IRISA-INRIA
Email: Georges.Dumont@irisa.fr

Daniel Bündgens
RWTH Aachen
Email: buendgens@vr.rwth-aachen.de

Andrzej Milecki
Poznan University of Technology
Email: andrzej.milecki@put.poznan.pl

Peter Baranyi
MTA SZTAKI
Email: baranyi@sztaki.hu

Marco Attene, Franca Giannini, Michela Spagnuolo
CNR-IMATI
Email: {attene,giannini,spagnuolo}@ge.imati.cnr.it

Abstract—The development of information technologies, the increasing complexity of the information to be handled and analysed along with the increasing capacities in scientific and engineering simulations call for the development of increasingly powerful visualisation tools and methods. By integrating existing facilities, VISIONAIR is aimed at creating a world-class research infrastructure that will be open to research communities across Europe and around the world for conducting state-of-the-art research.

I. INTRODUCTION

VISIONAIR [1] is establishing a European infrastructure for high level visualisation facilities that is open to research communities across Europe and around the world. By integrating existing facilities to a pan-European network, it will create a world-class research infrastructure enabling to conduct cutting-edge research. Current scientific challenges such as climate evolution, environmental risks, molecular biology, health, and energy require the management of increasingly complex and voluminous information, thus calling for the development of ever more powerful visualisation methods and tools. On many sites across Europe, it is infeasible to fund the necessary visualisation facilities that are needed to tackle high fidelity, large screen and/or immersive visualisation. VISIONAIR is targeted to fill in this gap by providing access to the partner facilities, opening its doors for interested researchers to use the multitude of services available across the European visualisation facilities. After submitting a successful research proposal, international researchers are invited to visit the partner facility of their choice or what fits best to the scientific goals they have in mind to conduct their research. They are not only given access to the top visualisation facilities in Europe, but are also supported in their research by funding their living and travel expenses. Researchers can choose from over 20 facilities

located in 12 countries in Europe and Israel.

The project targets different fields of visualisation. Scientific Visualisation offers access to methods, software and hardware needed for successfully visualising scientific data, including – but not limited – to engineering, medical visualisation, biology, chemistry and physics. Ultra-High-Definition facilities connected by high speed networks are targeted at users that want to create high resolution, high quality images (up to 8k) and possibly access those by high speed networks. VISIONAIR provides the hardware and the unique network distribution services needed for transmission of the images to their end-points. The network services enable multiple high-resolution digital-media streams to be transported among global sites, using dynamically provisioned optical light paths across multiple domains, which can be used on a scheduled or on-demand basis. While Scientific and Ultra-High-Definition Visualisation can be done in any environment, researchers specifically targeting Virtual Reality can also apply at a multitude of facilities. Here, the focus is on immersive – possibly also haptic – experiences in virtual environments. Equipment available for researchers ranges from head mounted displays to fully fledged stereoscopic PowerWalls and CAVEs. Further specialised equipment available allows to carry out research by using Augmented Reality, a technique that enables users to overlay the real environment with context dependent computer generated images. Researchers also have access to the latest developments in display technology, like holographic displays or the above mentioned 8k displays.

The project maintains an already huge database of visualisation software and models that is available for all researchers for free. Thus, experts can explore the multitude of visualisation packages that are already available. Software covered here ranges from processing filters, converters and readers to fully

fledged modellers and visualisation packages. VISIONAIR is rounded up by several research activities concerning the usability and accessibility of the facilities and their software for external researchers with a strong focus on collaboration.

II. TRANS NATIONAL ACCESS

VISIONAIR is a common infrastructure that grants researchers access to high level visualisation facilities and resources. Both physical access and virtual services will be provided by the infrastructure. Full access to visualisation-dedicated software is organised, while physical access to high level platforms is accessible to other scientists, free of charge, based on the quality of the project submitted. Indeed, researchers from Europe and around the world are welcome to carry out their research projects using the visualisation facilities provided by the infrastructure. By creating this European visualisation network it will be possible to create a landmark that will have a broad visibility throughout the research communities around the world. In the following pages we introduce some of the facilities participating in the network to give researchers an impression about the possibilities opening up with VISIONAIR, while inviting all interested parties to submit proposals to use the VISIONAIR platform for their research.

A. HLRS, University of Stuttgart

The HLRS is the first national high performance computing centre in Germany. Within this framework, the HLRS provides access to its CAVE [2], PowerWalls, head mounted displays (HMD) and its haptic driving simulator. We also offer several input devices ranging from optical tracking to tangible interfaces and MultiTouch tables (Fig. 1). Visitors will be able to interactively visualise large simulation results or even realise computational steering and interactive simulations by leveraging the power of a 40 nodes visualisation cluster. The visualisation software COVISE [3] will not only allow visitors to analyse their data in Virtual Reality but they can also overlay physical prototypes or test beds with their visualisation using Augmented Reality techniques [4]. The collaborative features will allow them to analyse the simulations together with their colleagues at home or with remote scientists.

B. LMS, University of Patras

The Laboratory for Manufacturing Systems and Automation (LMS) [5] is part of the Department of Mechanical Engineering and Aeronautics, at University of Patras, in Greece. LMS is oriented to research and development in cutting edge scientific and technological fields. LMS hosts three research groups involved in innovative manufacturing processes, advanced human-centred design techniques and production systems planning and networking. Within VISIONAIR, LMS provides two visualisation infrastructures. The first, called “LMS-VR.GR”, is based on immersive visualisation and interaction technologies that promote the human-centred simulation in the areas of manufacturing and engineering. The immersive system consists of HMD devices, stereoscopic




Fig. 1. CAVE and MultiTouch Table at the HLRS

glasses, magnetic motion tracking systems and interaction devices that are capable of providing a high quality immersive experience. The second infrastructure is called “LMS-HOLO.GR” and provides a state-of-the-art holographic display that projects airborne images for high fidelity visualisation and interactive presentation of virtual prototypes, aiming at multi-user environments. The system is based on the EON Reality ICystal device that offers high Definition (1280x768) holograms through a 50” wide holographic display. The system is able to provide intuitive interaction through wireless devices such as a wand and keyboard. Collaborative design software packages are also provided to visitors, in order to experience navigation and interaction within shared virtual environments for multi-users.

C. TU Kaiserslautern

The University of Kaiserslautern is using a CAVE (Fig. 2) for research and visualisation of machining processes and production planning in the field of Mechanical Engineering. This CAVE, the modelling and simulation software driving it and our expertise will be provided to our visitors. But our offer is not limited to an engineering point of view. With our high immersive system, any other Scientific Visualisation and Virtual Reality topic can be addressed, also. The potential of interaction and manipulation within virtual scenes in 1:1 and the visualisation of huge data-sets complete the opportunity we offer.

D. Arts et Métiers ParisTech Institute

Métiers ParisTech Institute (AMPT) is a prestigious higher education engineering school. It has trained over 85,000 engineers since its founding in 1780 by the Duke de La Rochefoucauld Liancourt. The research activities of Arts et Métiers Institute is broken down into three topics which are:

- Mechanics, materials and production.
- Fluids and energetic systems.



Fig. 2. TU Kaiserslautern CAVE



Fig. 4. 8k Auditorium at University of Essex




Fig. 3. CAVE system at AMPT

- Design, industrialisation, risks and decisions.

Arts et Métiers ParisTech contributes their virtual reality facilities to the VISIONAIR infrastructure. We offer a 4 walls CAVE system (Fig. 3), a human scale haptic feedback system (Spidar), 3D sound rendering technologies, and a 6 DOF dynamic platform (driving simulation platform).

E. NLM, University of Essex

The NML [6] is an interdisciplinary laboratory focused on research and development for efficient deployments of Ultra-High Definition (UHD) multimedia applications over high performance communication networks. It is one of the few network connected UHD facilities in the world and is equipped with visualisation facilities for emerging 4K 3D and 8K media formats. Within the VISIONAIR framework, the NML is providing access to its visualisation facilities as well as its extensive network infrastructure comprising connections to UK, European and International locations through 1 and 10 Gbps lightpath connectivity. Visitors will be able to visualise scientific and medical images and models with far more con-

vincing impression of reality and greater presence. Advanced network services will support remote collaborations between researchers and enable the real time transfer of very high data volumes.

F. INRIA (*Institut National de Recherche en Informatique et en Automatique*)

INRIA, the French national institute for research in computer science and control, operating under the dual authority of the Ministry of Research and the Ministry of Industry, is dedicated to fundamental and applied research in information and communication science and technology (ICST). The Institute also plays a major role in technology transfer by fostering training through research, diffusion of scientific and technical information, development, as well as providing expert advice and participating in international programs. INRIA is represented by two infrastructures within the VISIONAIR network and thus associated to other academic partners.

The VR4i, Virtual Reality for Improved Innovative Immersive Interaction, team is located at Rennes together with IRISA. The VR4i team consists of 23 members (1 full professor, 1 research director, 3 associate professors, 2 permanent engineers, 5 non-permanent engineers, 11 PhD students). The main purpose of the VR4i team is to improve the interaction of users with and through virtual worlds. Our main research activity is concerned with real-time simulation of complex dynamic systems, and we investigate real-time interaction between users and these systems. We address mechanical simulation, control of dynamic systems, real-time simulation, haptic interaction, multimodal interaction, collaborative interaction and modeling of virtual environments. We want to allow real users to interact in Virtual Reality as naturally as in reality.

The MOAIS team is located in Grenoble and is a joint research team shared by INRIA, UJF (Université Joseph Fourier) and Grenoble-INP (Institut Polytechnique de Grenoble). MOAIS focuses on the programming of applications where increasing the number of resources is a key to improve



Fig. 5. One of the CAVEs at INRIA

performance: beyond the optimisation of the application itself, the effective use of a larger number of resources is expected to enhance the performance. This encompasses large scale scientific interactive simulations (e.g. immersive virtual reality) that involve various resources: input (sensors, cameras, ...), computing units (processors, memory), output (videoprojectors, images wall) that play a prominent role in the development of high performance parallel computing.

G. RWTH Aachen

The Virtual Reality Group at RWTH Aachen University provides access to its distinctive infrastructure which includes several desktop-sized VR systems, a PowerWall display, a dual-screen L-bench setup, and a 5-sided CAVE system. In order to use these systems, visitors will have access to the VR toolkit ViSTA and its add-on libraries, e.g. ViSTA Flowlib. In addition, they will be offered the help of the Virtual Reality Group's visualisation experts who have established a long standing track record of successful, interdisciplinary co-operations [7]. Consequently, visitors will be able to produce interactive, immersive visualisations based on complex, large datasets, where a particular focus lies on the interactive exploration of time-varying data [8].

H. Poznan University of Technology

The Virtual Design and Automation (VIDA) Laboratory [10] operates in the Faculty of Mechanical Engineering and Management at Poznan University of Technology (PUT). It is equipped with advanced Virtual Reality systems – two large screen stereo displays (with passive and active stereoscopy), high-class HMD and a number of interaction devices, like wireless optical and magnetic tracking systems and gesture recognition gloves (allowing intuitive interaction with 3D applications). The laboratory is also equipped with high end haptic devices that provide feedback on the forces occurring during operator interaction with virtual objects. The advanced haptic devices with force feedback allow the precise




Fig. 6. The visualisation lab at RWTH




Fig. 7. View of a washing machine drum in VR at VIDA

manipulation in VR environments. The research performed in the laboratory covers mainly the application of aforementioned VR systems in production engineering, development of control systems of production devices and systems, and also in ergonomics and medicine. The topics of potential projects are:

- Visualisation in VR of different prototypes and production processes;
- application of VR in design, control of working stations and production processes;
- haptic devices design and application in manipulation of objects in VR;
- and development of software and hardware for VR visualisation and interaction.

I. MTA SZTAKI-3DICC Lab

The 3DICC Lab (3D Internet based Control and Communication Lab) has the first and largest 3D immersive virtual system in Hungary with various motion capture systems, robots and a 4D video studio. The laboratory also has a VirCA (Virtual Collaboration Arena [11]) platform that is capable of




Fig. 8. Human controlled robot via high level speech commands

connecting and integrating real/virtual and software/hardware components from different laboratories in universities or research institutes through the use of networks. The user can interact with the whole integrated system via a 3D virtual word or even collaborate with other users from different laboratories. Visitors will be able to get practice on the system and connect their laboratories, robots and software components to the platform for visualisation or human interaction and collaboration purposes. In the same time the visitors who are on the platform are free to remotely integrate all existing components developed at different laboratories into the system, and also have the chance to integrate their methodologies into various robots of other laboratories (Fig. 8).

III. VIRTUAL ACCESS

Visualization Virtual Services (VVSs) at CMR-IMATI provide access to virtual facilities through a remote connection. Based on the Digital Shape Workbench [9] paradigm developed within the AIM@SHAPE project, the virtual facilities are provided as online services that allow to share digital shapes and software tools to process and analyse them. The VVSs act as an e-Science framework in terms of an operational, distributed and web-based software system. They involve a shape repository, a tool repository and an ontology and metadata Repository, and provide search services for both 3D shapes and software tools. The VVSs offer a valid support for all those application fields that have to deal with the processing and visualisation of digital shapes, with a particular focus to 3D. The objective is to speed up and improve the visualisation of multidimensional data by supporting the retrieval of useful processing software and geometric shapes. This supports the creation of original digital shapes (2D images, videos, 3D shapes, and higher-dimensional geometric models) that will be possibly analysed, enriched and combined with other data, with the objective of providing useful information to be visualised.

IV. PROJECT CALLS

Project calls are expected to open end of 2011. Interested researchers are invited to submit a proposal at <http://www.infra-visionair.eu/>. The partners participating in

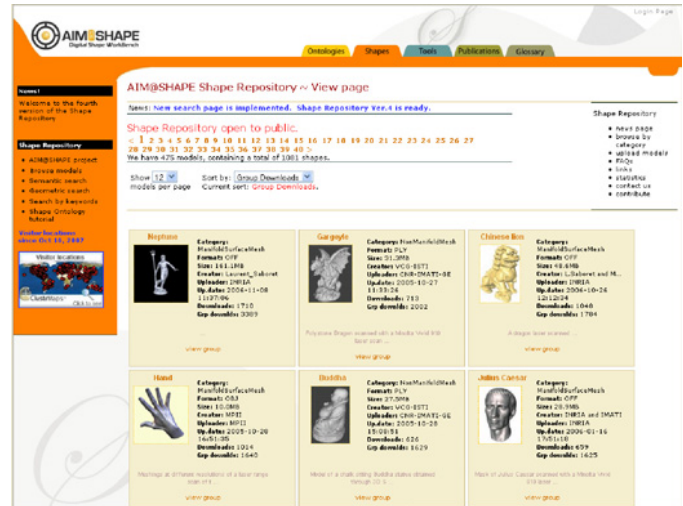


Fig. 9. The shape repository provided by VISIONAIR

the VISIONAIR network are:

- INPG Grenoble [F]
- Grenoble INP [F]
- University of Patras [GR]
- Cranfield University [UK]
- Universiteit Twente [NL]
- Universität Stuttgart [D]
- PSNC Posnan [PL]
- Université de la Méditerranée Marseille [F]
- CNR Genova [I]
- INRIA Rennes [F]
- KTH Stockholm [S]
- Technion Haifa [IL]
- RWTH Aachen [D]
- Poznan University of Technology [PL]
- Arts et Métiers ParisTech Institute [F]
- TU Kaiserslautern [D]
- University of Salford [UK]
- Fraunhofer IPK Berlin [D]
- i2cat Barcelona [ES]
- University of Essex Colchester [UK]
- MTA SZTAKI Budapest [HU]
- ECN Nantes [F]
- University College London [UK]
- Politecnico di Milano [I]
- EMIRACLE Brussels [B]

ACKNOWLEDGMENT

VISIONAIR is partially funded by the EC under the 7th Framework Programme.

REFERENCES

- [1] *The VISIONAIR web page* <http://www.infra-visionair.eu/>
- [2] <http://www.hlr.de/organization/av/vis/research/vr/velab/>
- [3] <http://www.hlr.de/covise>
- [4] <http://www.hlr.de/organization/av/vis/research/ar/>
- [5] <http://lms.mech.upatras.gr/>

- [6] <http://hpn.essex.ac.uk/facilities/netmediafacilities.php?mn=fa>
- [7] B. Hentschel, I. Tedjo, M. Probst, M. Wolter, M. Behr, C. Bischof and T. Kuhlen: *Interactive blood damage analysis for ventricular assist devices*. IEEE Transactions on Visualization and Computer Graphics 14(6):1515–1522, 2008.
- [8] M. Wolter, I. Assenmacher, B. Hentschel, M. Schirski and T. Kuhlen: *A time model for time-varying visualization*. Computer Graphics Forum 28(6), pp. 1561–1571, 2009
- [9] <http://dsw.aimatshape.net/>
- [10] http://www.vida.put.poznan.pl/en/lab_vr.php
- [11] Virtual Collaboration Arena <http://www.virca.hu/>