



Science Arts & Métiers (SAM)

is an open access repository that collects the work of Arts et Métiers Institute of Technology researchers and makes it freely available over the web where possible.

This is an author-deposited version published in: <https://sam.ensam.eu>
Handle ID: <http://hdl.handle.net/10985/10477>

To cite this version :

Tales CARVALHO RESENDE, Salima BOUVIER, Tudor BALAN, Farid ABED-MERAIM, Simon-Serge SABLIN - Work-hardening prediction using a dislocation based model for automotive Interstitial Free (IF) steels - In: 1st International Conference on Material Modeling, Allemagne, 2009-09-15 - Technische Mechanik - 2009

Any correspondence concerning this service should be sent to the repository

Administrator : scienceouverte@ensam.eu





Science Arts & Métiers (SAM)

is an open access repository that collects the work of Arts et Métiers ParisTech researchers and makes it freely available over the web where possible.

This is an author-deposited version published in: <http://sam.ensam.eu>
Handle ID: [.http://hdl.handle.net/null](http://hdl.handle.net/null)

To cite this version :

Tales CARVALHO-RESENDE, Salima BOUVIER, Tudor BALAN, Farid ABED-MERAIM, Simon-Serge SABLIN - Work-hardening prediction using a dislocation based model for automotive Interstitial Free (IF) steels - In: 1st International Conference on Material Modeling, Allemagne, 2009-09-15 - Proceedings of the 1st ICMM - 2009

Any correspondence concerning this service should be sent to the repository

Administrator : archiveouverte@ensam.eu

Work-hardening prediction using a dislocation based model for automotive Interstitial Free (IF) steels

T. Carvalho-Resende, S. Bouvier, T. Balan, F. Abed-Meraim, S-S. Sablin

With a view to environmental, economic and safety concerns, car manufacturers need to design lighter and safer vehicles in ever shorter development times. In recent years, High Strength Steels (HSS) like Interstitial Free (IF) steels which have higher ratios of yield strength to elastic modulus, are increasingly used for sheet metal parts in automotive industry to reduce mass. The application of simulation models in sheet metal forming in the automotive industry has proven to be beneficial to reduce tool costs in the design stage and optimizing current processes. The Finite Element Method (FEM) is quite successful to simulate metal forming processes but accuracy depends both on the constitutive laws used and their material parameters identification.

The purpose of this study is to present, a work-hardening physically-based model at large strain with dislocation density evolution approach. This approach can be decomposed as a combination of isotropic and kinematic contributions. The predictive capabilities of the model are investigated for different Interstitial Free (IF) steels of grain sizes varying in the 5.5-22 μ m value range. Different loadings paths are analyzed and stress-strain curves have been experimentally assessed and they are compared to the model predictions.

1 Introduction

Road vehicles dominate global oil consumption and are one of the fastest growing energy en-uses. The transport sector is responsible for nearly 60% of world oil demand and road transport accounts for nearly 80% of the total transport energy. Transport accounts for around 25% of energy-related carbon dioxide (CO₂) emissions. One of the most important challenges for the automotive industry in the upcoming years is to meet the demand of reducing the fuel consumption with a contemporaneously increase of safety properties.

Using High Strength Steels (HSS) like Interstitial Free (IF) steels as the metal of choice in the automotive industry will help society to meet the demands of its increasing commitment to the environment. In the past, significant gains in automobile efficiency have been achieved through aerodynamic, design and drive train improvements. As performance limits are approached in these areas, the recent interests in alternative materials that will allow lighter designs. IF steels are increasingly used in sheet metal forming parts in automotive industry due to higher ratios of yield strength to elastic modulus.

Sheet metal forming processes are among the oldest and most widely used industrial manufacturing processes. They allow producing thin walled parts of complicated shape. The process consists, in general, in the plastic deformation of an initial flat blank subjected to the action of the tools (punch, die) while constrained on the periphery by a blank-holder.

During the last years, numerous commercial codes based on inverse or incremental approaches heave been developed and updated for stamping simulation of thin sheets. The huge advantages of theses codes have been recognized to evaluate forming defects (fracture, wrinkling, springback) as well as deformation paths. In the future, there will be a strong demand of commercially viable high-level simulations capable of shortening vehicle development times, reducing tool costs in the design stage and enabling coordination with overseas production facilities. The goal in manufacturing must be to establish "prototype-free" manufacturing.

The finite element simulation is quite successful to simulate sheet metal forming processes but the robustness depends both on the constitutive laws implemented and on their material parameters identification. Some effort is still required to improve the considered behavior models and to identify them in the most optimal way. Classical

phenomenological models roughly consist in the fitting of functions on experimental results. They provide only crude tools, the quality of which depends both on the complexity of the chosen functions and the type of experiments used to identify them.

For robust and time-effective finite element simulations, it is vital to use top-notch plasticity models based on physics.

This article focuses on some recent developments in the field of material characterization. To improve the constitutive modeling of IF steels, a work-hardening physically based model at large strain with dislocation density evolution approach is proposed. The model consists on a combination of isotropic and kinematic contributions. The predictive capabilities of the model are assessed in case of IF steels, from three different steelmakers, with grain sizes varying in the 5.5-22 μm value range. Different loading paths are analyzed, namely the uniaxial tensile test, the simple and Bauschinger simple shear tests. The article ends with some concluding remarks and future trends.

2 Experimental procedure

In this study, 7 different IF steels provided by two different steelmakers (A, B, C) were analyzed. Some properties of the tested materials are compiled in

Mean grain sizes (μm)	Y0 (Mpa)	Steelmaker	Mechanical tests	Litterature source
22	119	A	- Uniaxial tensile test - Bauschinger test	Haddadi et al., 2006
17	90	B	- Uniaxial tensile test	Galtier et al., 2003
15	100	B	- Uniaxial tensile test	Galtier et al., 2003
12	197	C	- Bauschinger test	-
8.5	120	B	- Uniaxial tensile test	Galtier et al., 2003
8	218	C	- Bauschinger tensile test	-
5.5	210	B	- Uniaxial tensile test	Galtier at al., 2003

Figure 1. Properties from the 7 different studied IF steels.

M is the Taylor factor and takes into account the texture development. In order to simplify, the Taylor factor M is taken as a mean value and constan. We suppose that the Taylor factor is $M = 3$. μ stands for the shear modulus and is equal to 80GPa. The magnitude of the Burgers vector b is 0.25nm^{-1} . Finally, the Taylor constant α is set to be equal to 0.4 according to Galtier et al. (2003).

An experimental investigation was carried out by Haddadi et al. (2006) for the analysis of the mechanical behavior of IF steels. It shows that IF steels reveal a strong Bauschinger effect and that work-hardening stagnation (presence of plateau) is observed during the reversed deformation of Bauschinger simple shear tests.

Two different loading paths are analyzed, namely the uniaxial tensile test and Bauschinger simple shear test. Experimental curves in rigid-plastic domain are depicted in Figures 2, 3 and 4.

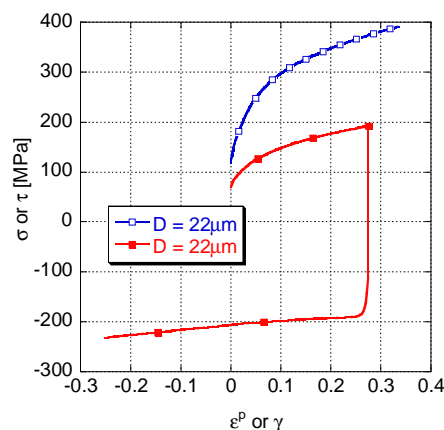


Figure 2. Experimental curves of uniaxial tensile test and Bauschinger test (Haddadi et al., 2006)

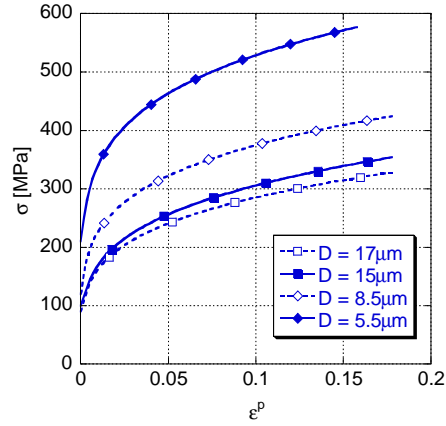


Figure 3. Experimental curves of uniaxial tensile test (Galtier et al., 2003)

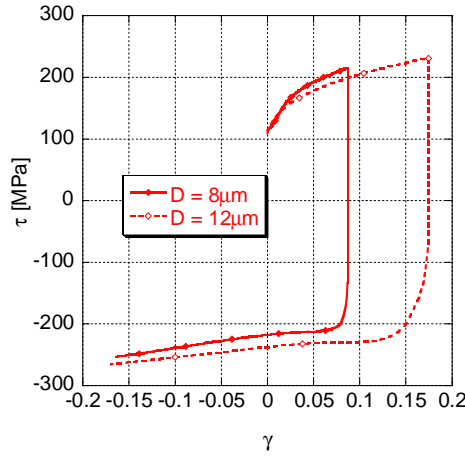


Figure 4. Experimental curves of Bauschinger simple shear test

3 Numerical procedure

Numerical procedure is based on a classical phenomenological model widely used in the literature (Lemaitre and Chaboche, 2001) combining isotropic and kinematic hardening . Based on the von Mises criterion, the yield function f is given by:

$$f = \phi(\boldsymbol{\sigma} - \mathbf{X}) - (Y_0 + R) = 0, \quad (1)$$

where \mathbf{X} denotes the kinematic hardening, Y_0 the initial yield strength and R the isotropic hardening. ϕ is a function of the Cauchy stress $\boldsymbol{\sigma}$ given by:

$$\phi(\boldsymbol{\sigma} - \mathbf{X}) = \sqrt{\frac{3}{2}(\boldsymbol{\sigma}' - \mathbf{X}') : (\boldsymbol{\sigma}' - \mathbf{X}')}, \quad (2)$$

The associated flow stress is written as:

$$\mathbf{D}^p = \frac{\partial f}{\partial \boldsymbol{\sigma}} \dot{\lambda}, \quad (3)$$

where $\dot{\lambda} = \dot{\boldsymbol{\varepsilon}}^p$ is the plastic multiplier. $\dot{\boldsymbol{\varepsilon}}^p$ stands for the equivalent plastic strain rate. The superposed dot indicates time differentiation.

The evolution law of the isotropic hardening R evolves with respect to accumulated plastic strain $\overline{\epsilon^P}$. It is assumed to follow a Voce rule:

$$\begin{cases} \dot{R} = C_R (R_{sat} - R) \dot{\epsilon^P} \\ R(0) = 0 \end{cases}, \quad (4)$$

Integrating equation. (4) we obtain :

$$R = R_{sat} \left(1 - e^{-C_R \overline{\epsilon^P}} \right), \quad (5)$$

where C_R and R_{sat} are material parameters, R_{sat} being the asymptotic value of the isotropic hardening stress R at infinitely large plastic strain and C_R controls the rate of isotropic hardening.

The evolution equation for the kinematic hardening is given by an Armstrong-Frederick's saturation law:

$$\overset{\circ}{\mathbf{X}} = \frac{2}{3} C_X X_{sat} \mathbf{D}^p - C_X \mathbf{X} \dot{\lambda}, \quad (6)$$

where C_X and X_{sat} are material parameters. C_X characterizes the saturation rate of \mathbf{X} and X_{sat} characterizes the saturation value of $\|\mathbf{X}\|$. Hereafter, (\circ) stands for the objective rate.

Armstrong-Frederick's law 1D expression gives:

$$\mathbf{X} = X_{sat} \left(1 - e^{-C_X \overline{\epsilon^P}} \right), \quad (7)$$

The aim of this work is to predict work-hardening by introducing physically-based data into classical phenomenological. The purpose of this work is to predict work-hardening behaviour for different IF steels provided by different steelmakers with different grain by introducing physically-based data into classical phenomenological. Therefore, it enables to reduce mechanical testing as depicted in Figure 5.

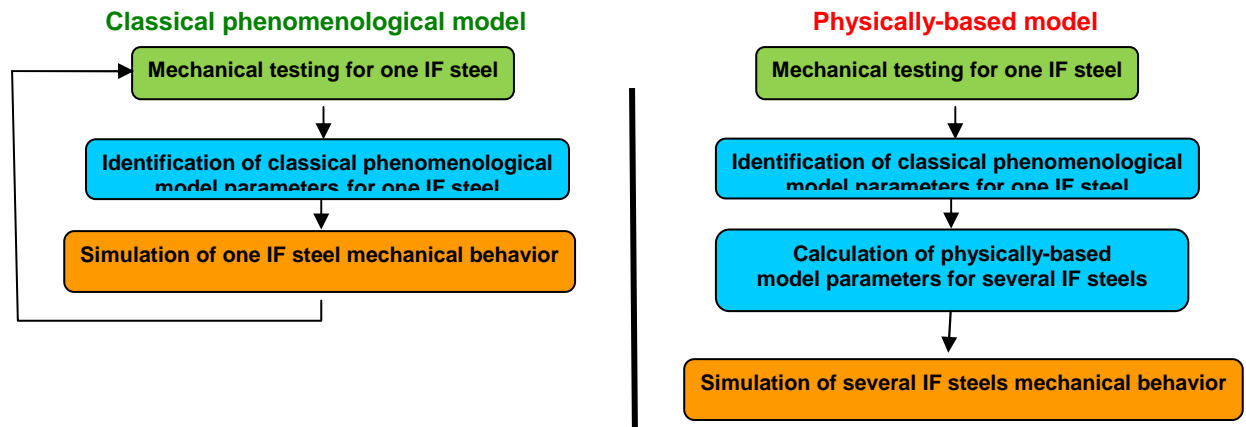


Figure 5. Numerical procedure for calculation of physically-based model's parameters.

Our starting point is the well-known Kocks and Mecking single parameter approach (Mecking and Estrin, 1987). This approach is based on the observation of plasticity which relates the local flow stress τ to the dislocation density ρ through:

$$\tau = \alpha \mu b \sqrt{\rho}, \quad (8)$$

where μ stands for the shear modulus, b for the magnitude of the Burgers vector and α is a constant.

Evolution law of dislocation density with respect to shear stress for a coarse-grained (or monocrystalline) single-phase material, which can be regarded as “structureless” (Mecking and Estrin, 1987) is given by the following equation:

$$\left(\frac{d\rho}{d\gamma} \right) = (k_1 \sqrt{\rho} - k_2 \rho), \quad (9)$$

where the first term stands for the dislocation storage rate which results in hardening. The second term stands for the dislocation annihilation rate which results in softening. k_1 and k_2 are constants.

The macroscopic stress σ and the macroscopic strain ε are respectively:

$$\begin{cases} \sigma = M \tau \\ \varepsilon = \gamma / M \end{cases}. \quad (10)$$

M is the Taylor factor and takes into account the texture development. In order to simplify, M is taken as a mean value and is constant. As we are working in high strain, we suppose that the macroscopic strain ε is equal to the equivalent plastic strain ε^p .

Thanks to the previous assumptions, we can relate the isotropic phenomenological model material parameters, C_R and R_{sat} with physically-based data according to equation (11).

$$\begin{cases} C_R = f(M, k_2) \\ R_{sat} = f(M, k_1, k_2, \alpha, \mu, b) \end{cases} \quad (11)$$

Concerning kinematic hardening contribution, the same methodology as for isotropic hardening was adopted and enables to introduce physically-based data into phenomenological model kinematic parameters. The kinematic hardening is due to dislocation pile up on the boundary of the grain (Sinclair et al., 2006). The pile-ups produce a back stress opposing the applied stress on the slip plane. Back stress expression is given by:

$$\sigma_{back \ stress} = \frac{M \alpha \mu b}{D} n, \quad (12)$$

where n is the number of dislocation that have been stopped at the boundary on a given slip band and D is the grain size.

At larger strains, the influence of grain size on work-hardening disappears owing to process associated with dynamic recovery at boundaries (Sinclair et al., 2006). Indeed, it is said that there is a critical number of dislocations which can be stored in the vicinity of a grain boundary, so that the grain boundary effectively becomes transparent at larger strains. Therefore, it is necessary to consider an evolution law for the strain dependence of the number of dislocations stopped at a grain boundary:

$$\frac{dn}{d\varepsilon^p} = \frac{\lambda}{b} \left(1 - \frac{n}{n_0} \right), \quad (13)$$

where n_0 is n critical value and the ratio λ/b gives the number of dislocations per slip band geometrically necessary to provide the deformation.

With the previous hypothesis, we can express the kinematic phenomenological model material parameters, C_X and X_{sat} with physically-based data according to equation (14).

$$\begin{cases} C_X = f(\lambda, b, n_0) \\ X_{sat} = f(M, \mu, b, n_0, D) \end{cases} \quad (14)$$

The physically-based model we have presented contains 4 fitting parameters (k_1, k_2, λ, n_0). These parameters can be easily calculated after identification of phenomenological Voce and Armstrong-Frederick laws parameters. It is important to note that physically-based parameters (k_1, k_2, λ, n_0) are specific for each kind of metal. Therefore, IF steels and aluminium alloys would have different physically-based parameters (k_1, k_2, λ, n_0).

4 Results and discussions

Voce and Armstrong-Frederick laws parameters (i.e. $C_R, R_{sat}, C_X, X_{sat}$) were identified for IF steel with mean grain size equal to $22\mu\text{m}$. The identification of parameters was carried out using an uniaxial tensile test and a Bauschinger simple shear test. Results are presented in Figure 6.. According to equations. (11) and (14), an optimized (k_1, k_2, λ, n_0) fitting parameters set can be calculated. Results are given in Figure 7.

Y_0 (MPa)	C_R	R_{sat} (MPa)	C_X	X_{sat} (MPa)
119	9.2	220	113	169.5

Figure 6. Numerical procedure for calculation of physically-based model's parameters.

k_1 (nm-1)	k_2	λ (nm)	n_0
0.06	6.1	440	13.5

Figure 7. IF steels physically-based model's parameters.

Obtained curves with physically based parameters are given in Figure 8.

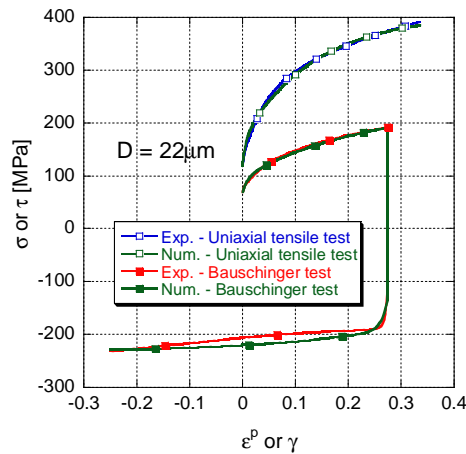


Figure 8. Identification of a physically-based model described by an isotropic hardening with Voce law and a kinematic hardening with Armstrong and Frederick law.

As depicted in Figure 8, physically based model is able to fit accurately the experimental results for uniaxial tensile test and Bauschinger simple shear test. In order to predict other IF steels work-hardening's behavior, optimized IF steels (k_1, k_2, λ, n_0) fitting parameters were used. Only modifications between these IF steels

consisted on changing grain size D and initial yield stress Y_0 . Figures 9 and 10 shows that physically based model is also able to predict accurately work-hardening behavior of IF steels from different steelmakers and with different mean grain sizes, varying in the 5.5-22 μm value range. However, we can observe in Figures 9 and 10 taht this model reaches its limit for work-hardening's prediction for mean grain sizes below 10 μm .

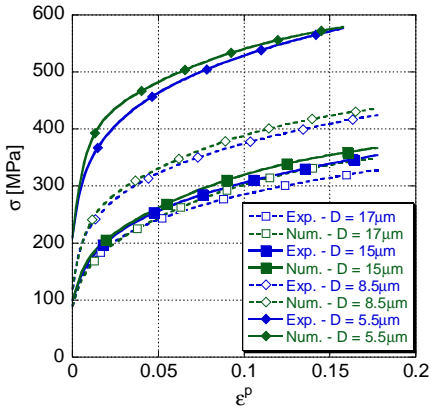


Figure 9. Uniaxial tensile test work-hardening prediction of a physically-based model described by an isotropic hardening with Voce law and a kinematic hardening with Armstrong and Frederick law using IF steels physically based fitting parameters.

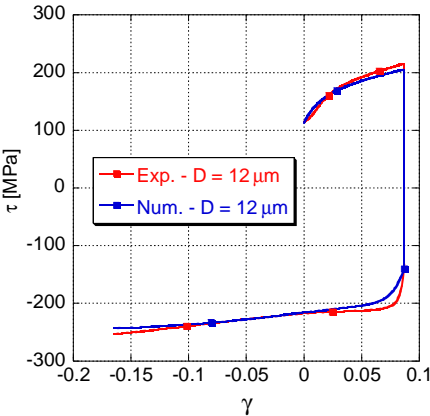


Figure 10. 12 μm IF steel Bauschinger simple shear test work-hardening prediction of a physically-based model described by an isotropic hardening with Voce law and a kinematic hardening with Armstrong and Frederick law using IF steels physically based fitting parameters.

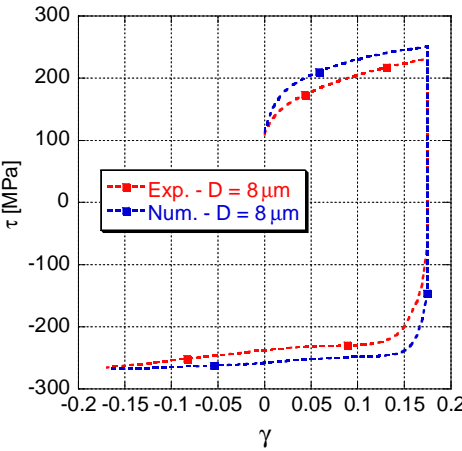


Figure 11. 8 μm IF steel Bauschinger simple shear test work-hardening prediction of a physically-based model described by an isotropic hardening with Voce law and a kinematic hardening with Armstrong and Frederick law using IF steels physically based fitting parameters.

5 Conclusion

The aim of this work was a work hardening physically based model of the large strain deformation of ultra-thin sheets aluminium alloys and the verification of the predictive capabilities.

For this purpose, a physically-based data was introduced into phenomenological parameters. This model is able to describe work-hardening's behavior for different loading paths taking into account several data from microstructure (i.e. grain size, texture, etc...). Introduction of microstructure data in a classical phenomenological model allows us to point out this work's originality which allows achieving this model's predictive character. Indeed, several IF steels work-hardening's behaviour could be predicted thanks to an unique physically-based parameters set by only changing grain size D and initial yield stress Y_0 . However, this model reaches its limit for work-hardening's prediction for mean grain sizes below $10\mu\text{m}$. Moreover, IF steels present work-hardening stagnation under reversed deformation. Therefore, in order to extend this model to metals presenting work-hardening stagnation, an extended approach based on the physics of the dislocations will be necessary. Further work would consist on implementing this model in ABAQUS/Explicit in order to simulate industrial forming applications.

6 Acknowledgments

The authors gratefully acknowledge Renault by supporting and financing this project. The authors also acknowledge Pierre-Paul Jeunechamps for providing the classical model described by Voce and Armstrong-Frederick laws.

References

- Galtier, A.; Bouaziz, O.; Lambert, A.: Influence of steel microstructure on their mechanical properties, *Mécanique & Industries 3*, (2003), 457-462.
- Lemaitre., L; Chaboche, J.L.: Mécanique des matériaux solides. *Dunod* (2001)
- Mecking, H.; Estrin, Y.: Microstructure-related constitutive modelling of plastic deformation, *Proceedings of the 8th Risø Conference* (1987), 123.
- Haddadi, H.; Bouvier, S.; Banu, M.; Teodosiu, C.: Towards an accurate description of the anisotropic behaviour of sheet metals under large plastic deformations: modelling, numerical analysis and identification, *International Journal of Plasticity 2*, (2006), 2226-2271.
- Rauch, E.F.; Gracio, J.J.; Barlat, F.: Work-hardening model for polycrystalline metals under strain reversal at large strain, *Acta Materialia 55*, (2007), 2939-2948.
- Sinclair, C.W.; Poole, W.J.; Bréchet, Y.: A model for the grain size dependent work-hardening of copper, *Scripta Materialia 55*, (2006), 739-742.