



Science Arts & Métiers (SAM)

is an open access repository that collects the work of Arts et Métiers Institute of Technology researchers and makes it freely available over the web where possible.

This is an author-deposited version published in: <https://sam.ensam.eu>
Handle ID: <http://hdl.handle.net/10985/25004>

To cite this version :

Alexandre RUELLAN, Jérémy ANDRE, Lidia SAELICES JIMENEZ, Alain GUINAULT, Violette DUCRUET, Sandra DOMENEK, Cyrille SOLLOGOUB - Physical aging and its effect on mechanical properties of toughened PLA films - 2023

Any correspondence concerning this service should be sent to the repository

Administrator : scienceouverte@ensam.eu



A. Ruellan^{a,b,c}, J. Andre^b, L. Jimenez^b, A. Guinault^a, V. Ducruet^b, S. Domenek^b, C. Sollogoub^{a*}

^a Université Paris-Saclay, INRAE, AgroParisTech, UMR SayFood, 91300, Massy, France

^b PIMM, Arts et Métiers Institute of Technology, CNRS, Cnam, HESAM University, 151 Bd de l'Hôpital, F-75013 Paris Cedex, France

^c Brodart Packaging, Département R&D, 1 rue du Stand, F-10700 Arcis-Sur-Aube

cyrille.sollogoub@lecnam.net

INTRODUCTION

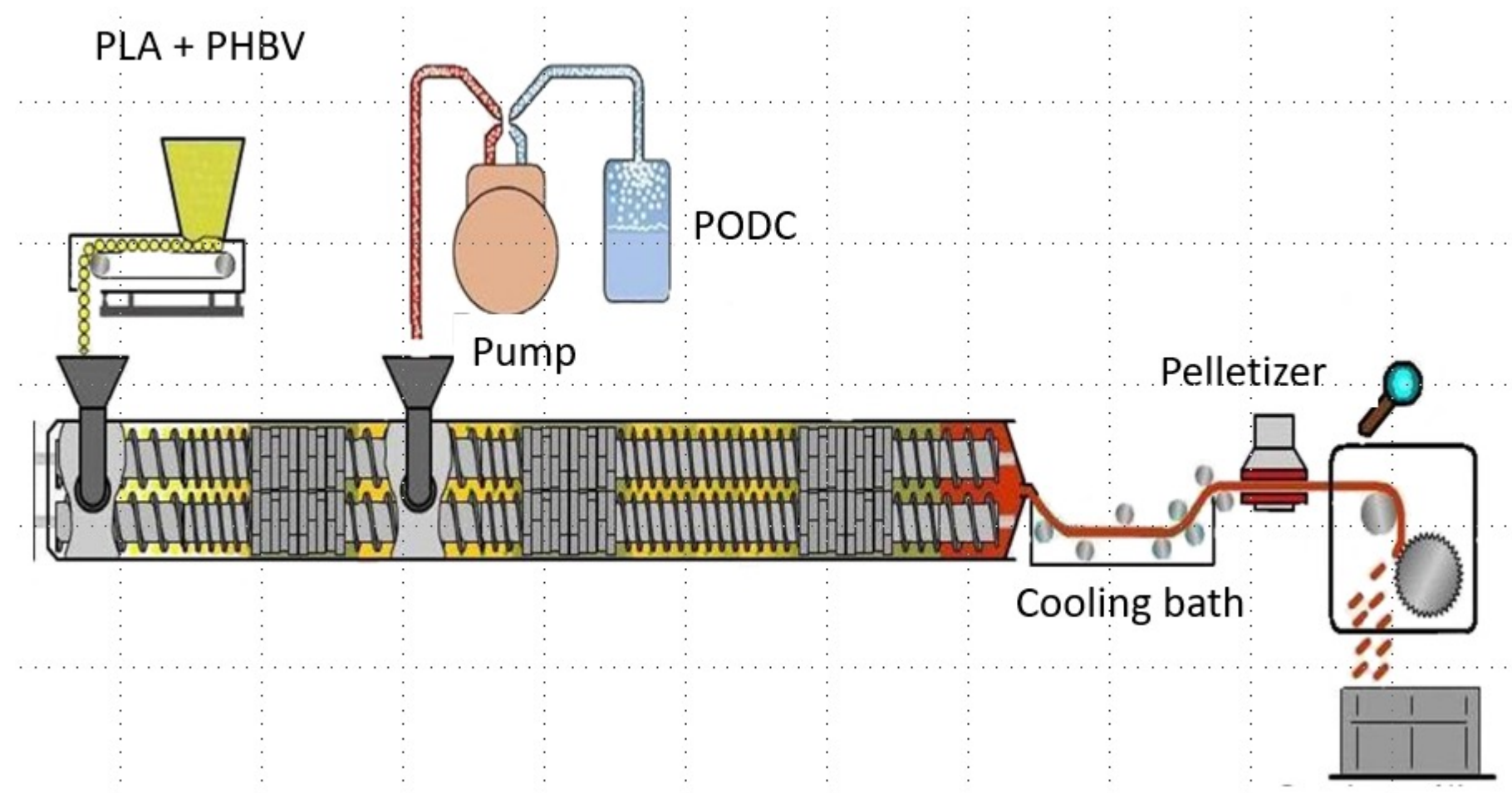
Poly(lactide) (PLA) is one of the most promising biobased and biodegradable polymer to replace traditional petroleum thermoplastic in the packaging or textile sectors [1]. PLA features **advantages** like ease of processing, transparency, heat-sealing capacity and satisfying rigidity at room temperature. However, PLA being glassy at room temperature ($T_g \approx 60^\circ\text{C}$) behaves **brittle** and **possesses low heat deflection stability** after passing its glass transition [2]. In the aim **to increase the ductility and heat stability** beyond glass transition of PLA, **plasticizer and poly(3-hydroxybutyrate-co-3-hydroxyvalerate) (PHBV) have been added**. Ruellan et al. [3] showed that vegetable oil deodorization condensates, being by-products of the vegetable oil industry, are highly efficient in increasing PLA ductility, although merely soluble in the polymer matrix [4]. Therefore, the effect of blending PLA with PHBV and a novel biobased and biodegradable toughening agent, palm oil deodorization condensate (PODC), on its thermal and mechanical properties has been studied. Furthermore, the **influence on polylactide physical aging of PODC and PHBV** through thermal and mechanical characterization has been investigated.

MATERIALS

- **PLA (4060D)**: containing $89 \pm 1\%$ L-lactide and $11 \pm 1\%$ D-lactide units, from NatureWorks (U.S.A.)
- **PHBV (PHI 002)**: containing 97 % hydroxybutyrate and 3 % hydroxyvalerate units, from Natureplast (France)
- **Palm oil deodorization condensate (PODC)**: supplied by ITERG (Bordeaux, France).

PREPARATION OF THE BLENDS

- **Drying** at 60°C (PLA 4060D) and 80°C (PHI 002) for 24 hours under dried air using a Motan 100 L
- **Melt blending** of PLA 4060D with PODC with or without PHI 002 was performed using a corotating twin screw extruder (Dr. Collin) with a screw diameter of 35 mm and a length to diameter ratio (L:D) 56:1.
- **Liquid addition of PODC** was done using a Robatech PuMelt D280 pump heated at 70°C .



[90 wt% (PLA 4060D + 10 wt% PODC) + 10 wt% PHI 002] blend was carried out in one single step

CHARACTERIZATION

1. DSC

- DSC analyses performed using a Mettler Toledo DSC1 STARe System under nitrogen atmosphere ($50\text{ mL}\cdot\text{min}^{-1}$) in $40\ \mu\text{L}$ standard Aluminum pans (Mettler Toledo).

2. Tensile test


- Tensile properties investigated at 23°C , a relative humidity (RH) $50 \pm 10\%$ and at a cross-head speed of $5\text{ mm}\cdot\text{min}^{-1}$, using an universal tensile machine (Instron model 4301)

3. Physical aging

- A first physical aging carried out directly in the DSC under nitrogen ($50\text{ mL}\cdot\text{min}^{-1}$) at a fixed distance from T_g : $T_{\text{aging}} = T_g - 15^\circ\text{C}$ for each formulation. The resulting aging temperatures are thus $T_{\text{aging}} = 40 \pm 2^\circ\text{C}$ for the PLA and PLA/PHBV samples and $T_{\text{aging}} = 32 \pm 2^\circ\text{C}$ for the PLA/PODC and PLA/PODC/PHBV samples. For this study, physical aging times varied from 0 to 100 h.
- To enable accelerated physical aging, the extruded films were stored in an oven (FisherBrand TLK 72B) at $T_{\text{aging}} = T_g - 15^\circ\text{C}$ under reduced pressure (0.1 bar) in order to minimize thermo-oxidation phenomena.

RESULTS

Thermal and mechanical properties of PLA/PHBV/PODC blends

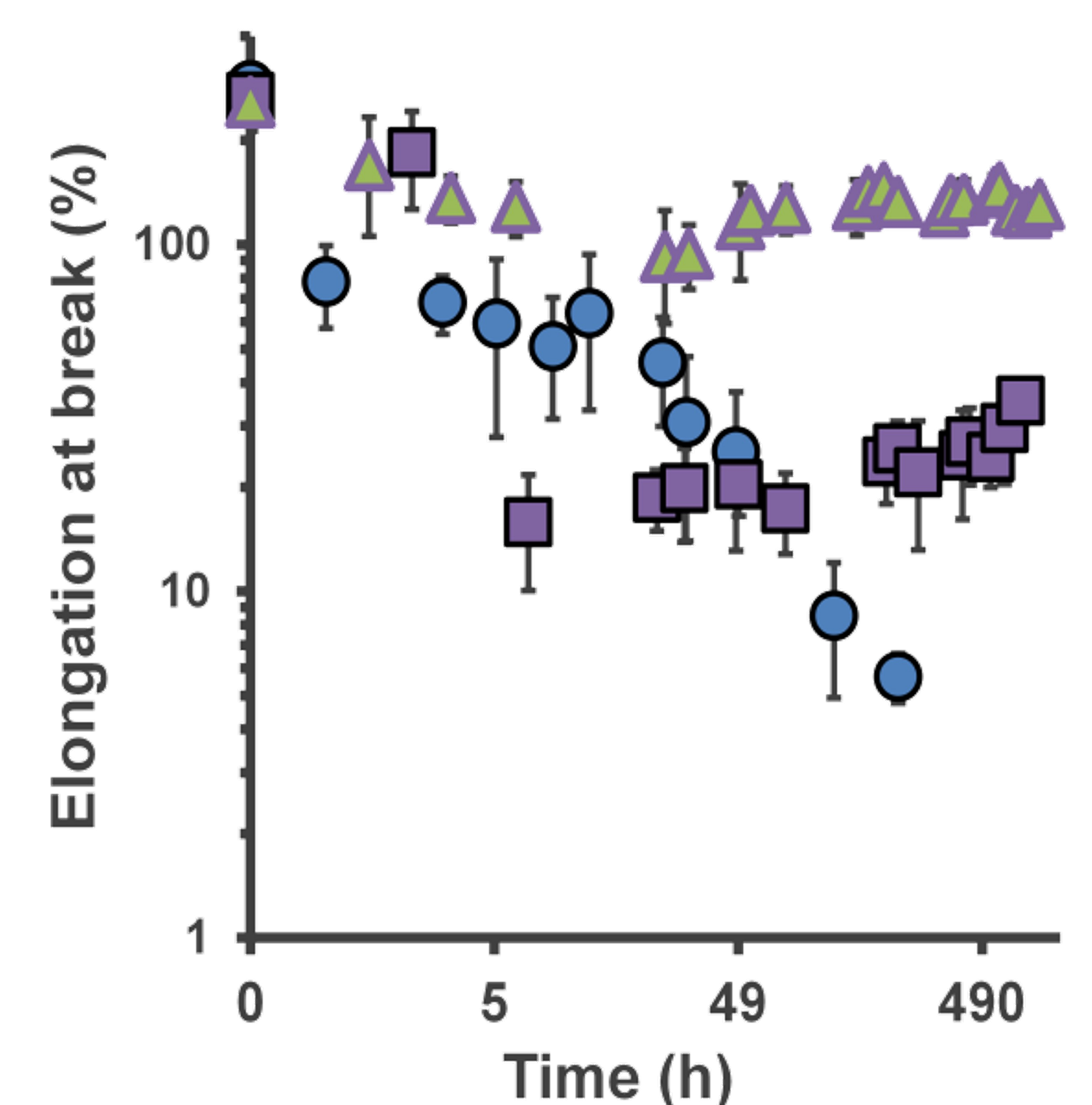


Cast extruded films

(a) [PLA + 10 wt% PODC] and
(b) [90 wt% (PLA + 10 wt% PODC) + 10 wt% PHBV]
stored at 40°C during one month

	Storage	Glass transition temperature	Mechanical properties	
		T_g ($^\circ\text{C}$)	Elongation at break (%)	Yield Stress (MPa)
PLA 4060D	1 week at 23°C	57.7 ± 0.1	6 ± 1	56 ± 3
	6 months at 40°C	56.0 ± 0.3	5 ± 2	64 ± 5
PLA 4060D + CDHP	1 week at 23°C	43.1 ± 0.6	135 ± 25	29 ± 2
	6 months at 40°C	48.6 ± 0.3	90 ± 25	35 ± 3
PLA 4060D + CDHP + PHBV	1 week at 23°C	44.1 ± 0.2	105 ± 15	31 ± 2
	6 months at 40°C	48.0 ± 0.3	85 ± 15	33 ± 3

Effect of aging time on elongation at break



(○) PLA ; (□) PLA/PHBV ; (Δ) PLA/PODC/PHBV

CONCLUSIONS

- Physical aging plays an important role in determining the long terms performance of polymers, especially PLA, whose T_g is close to ambient temperature.
- Considering long term performances, PLA/PHBV/PODC blends are the most promising materials for the toughening of PLA. Indeed, for these blends significant improvement in the strain at break was observed, along with a limited depression of the Young modulus and the stress at yield in comparison to neat PLA, as well as an improved thermal stability.

[1] R. Auras, B. Harte, S. Selke, *Macromol. Bioscience*, **4**(9), 835-864, 2004

[2] S. Domenek, C. Courgneau, V. Ducruet, in *Biopolymers: Biomedical and Environmental Applications*, S. Kalia and L. Avérous, Editors, John Wiley & Sons., 183-223, 2011

[3] A. Ruellan, A. Guinault, C. Sollogoub, V. Ducruet, S. Domenek, *J. Appl. Polym. Sci.*, **32**(48), 2015

[4] A. Ruellan, V. Ducruet, A. Gratia, L. Saelices Jimenez, A. Guinault, C. Sollogoub, G. Chollet, S. Domenek, *Polym. Int.*, **65** (6), 683-690, 2016