



Science Arts & Métiers (SAM)

is an open access repository that collects the work of Arts et Métiers Institute of Technology researchers and makes it freely available over the web where possible.

This is an author-deposited version published in: <https://sam.ensam.eu>
Handle ID: <http://hdl.handle.net/10985/7477>

To cite this version :

Sabeur MEZGHANI, Mohammed YOUSFI, Hassan ZAHOUANI, Mohamed EL MANSORI, Ibrahim DEMIRCI - The Scale Effect of Roughness on Hydrodynamic Contact Friction - Tribology Transactions - Vol. 55, p.705-712 - 2012

Any correspondence concerning this service should be sent to the repository

Administrator : scienceouverte@ensam.eu



The Scale Effect of Roughness on Hydrodynamic Contact Friction

I. DEMIRCI,¹ S. MEZGHANI,¹ M. YOUSFI,^{1,2} H. ZAHOUANI,³ and M. EL MANSORI¹

¹Arts et Métiers Paristech, LMPF
Rue Saint Dominique, BP 508, 51006
Châlons en Champagne, France

²Renault s.a.s, Direction de l'Ingénierie Mécanique
67 rue des bons raisins, 92500
Rueil Malmaison, France

³Laboratoire de Tribologie et Dynamique des Systèmes
UMR CNRS 5513, Ecole Centrale de Lyon
36 avenue Guy de Collongue, 69131
Ecully Cedex, France

Multistage abrasive finishing processes (grinding, polishing, honing, etc.) are commonly used to produce the geometrical properties of a surface to meet its technical functionalities in the operating characteristics of contacting parts in friction, relating to their durability and reliability (running-in performance, wear resistance, load-carrying capacity, etc.). Coarse abrasive grits followed progressively finer ones are used, which leads to a multiscale stratified surface texture.

In this article, a numerical model of elastohydrodynamic (EHD) contact coupled to a multiscale surface texture model was developed that allows tracking the scale effect of surface features and their interactions on friction performance and lubricant flow under hydrodynamic lubrication conditions. Because the simulation model has as an input the surface topography and to overcome the variability in surface finish formation, textured surfaces at different stages of the finishing process were simulated (virtual texturing method). Surface topography can be decomposed into two principal components: superficial roughness and valleys. Superficial roughness was modeled using a fractal model and a scaling factor was introduced to model valley patterns. The results show the relationship between friction and surface scales.

KEY WORDS

Roughness Scale; Surface Texture; Elastohydrodynamic Lubrication; Friction

INTRODUCTION

To improve the tribological performance of mechanical components, such as load capacity, wear resistance, and friction coef-

ficient, surface texturing is considered as a viable option in surface engineering. It consists of forming a reasonable texture on the surface. Different mechanisms are usually used to explain this improvement:

- Microhydrodynamic bearing by generation of additional hydrodynamic pressure to increase load-carrying capacity (Hamilton, et al. (1))
- Microreservoirs for the lubricant in cases of starved lubrication (Hamilton, et al. (1))
- A debris reservoir that allows trapping fragments to prevent surface wear

Various forms and techniques of texturing have been developed to generate a surface texture and improve tribological performance. The most common and earliest application of surface texturing consist of surface finishing processes such as grinding, honing, polishing, turning, shaving, and dimpling. More recently, various techniques such as ion beam texturing, etching techniques, and laser texturing have been employed. They are able to generate a deterministic and more controllable texture (Etsion (2)).

The principal statistical parameters of roughness, such as variances in height, slope, and curvature, are scale dependent (Fuller and Tabor (3); Mezghani, et al. (4)). Instruments with different resolutions and scan lengths yield different values of these statistical parameters for the same surface. Therefore, it is important to characterize rough surfaces by intrinsic parameters that are independent of the sampling length or area (Fuller and Tabor (3)).

The scale effect has been well studied for elastic, elastoplastic, and plastic contacts between rough surfaces (Zahouani, et al. (5); Majumder and Bhushan (6); Ju and Farris (7)) but not for lubricated contacts under hydrodynamic and elastohydrodynamic (EHD) conditions.

For example, fractal geometry has been widely used in recent years and was applied to characterize surface topography and

NOMENCLATURE

A_{II}	= Valley depth
a	= Hertzian contact radius
a_{sc}	= Scale factor
b	= Translation factor
E_x, ν_x	= Young's modulus and Poisson's coefficient of component x , respectively
F_N	= External applied load
H	= Dimensionless film thickness
H	= Hölder exponent
H_0	= Dimensionless rigid-body displacement
h	= Film thickness
h_0	= Rigid-body displacement
P	= Dimensionless pressure
p	= Pressure
p_h	= Hertzian pressure
p_r	= Constant, $p_r = 1.96 \cdot 10^8$ (Pa)
R_x, R_y	= Radius of curvature in the x and y direction, respectively
S	= Slide-to-roll ratio = $2(u_1 - u_2)/(u_1 + u_2)$
u_i	= Velocity of surface i
u_m	= Mean entrainment velocity

w	= Value of Z -component of the displacement vector
X, Y	= Dimensionless space coordinates
x, y, z	= Space coordinates
Z	= Surface topography
z_r	= Pressure viscosity index (Roelands), $z_r = p_r \omega [\ln(\eta_0) + 9.67]$
α	= Pressure-viscosity coefficient
δ	= Elastic deflection of the contacting bodies
δ	= Dimensionless elastic deflection of the contacting bodies
η	= Viscosity (Pa.s)
$\bar{\eta}$	= Dimensionless viscosity ($= \eta/\eta_0$)
$\bar{\eta}'$	= Effective viscosities
η_0	= Ambient temperature zero-pressure viscosity (Pa.s)
μ	= Friction coefficient
ρ	= Lubricant density
$\bar{\rho}$	= Dimensionless lubricant density
ρ_0	= Ambient temperature and pressure density
$\bar{\tau}_m$	= Dimensionless mean shear stress
τ_0	= Eyring stress (Pa)
τ_1	= Shear stress acting on the surface (Pa)
ψ	= Second derivative of Gaussian function

contact mechanics (Ju and Farris (7); Liu, et al. (8); Gagnepin and Roques-Carnes (9); Majumder and Tien (10)).

In the hydrodynamic regime, studies have focused primarily on the effect of anisotropy (Ajayi, et al. (11); Mezghani, et al. (12)), shapes and repartitions (Yu, et al. (13); Nanbu, et al. (14)), and deterministic asperities (Siripuram and Stephens (15)) of the textured surfaces. A majority of these studies have focused on surfaces achieved by laser surface texturing. The effects of roughness have been studied in an EHD regime. In particular, the effects of valleys and peaks were studied during the 1990s and 2000s. For transverse roughness in line contacts, Greenwood and Morales-Espejel (16) studied pressure and local film fluctuation. In general, surface roughness components deform differently (Lugt and Morales-Espejel (17)) and some authors have investigated the amplitude reduction of transverse and longitudinal roughness (Wang, et al. (18); Venner and Lubrecht (19)). Rough surface topography and orientation were also investigated in mixed lubrication (Zhu and Hu (20)). Friction was not discussed in any of these studies. The reduction in friction with partial laser surface texturing (Ryk and Etsion (21); Etsion, et al. (22)), transitions in the lubrication regime (Kovalchenko, et al. (23)), and the effect on thin EHD lubrication films (Krupka and Hartl (24)) have been studied experimentally. In numerical analyses, it is common to use the concept of virtual texturing technology (Wang and Zhu (25)), which consists of producing surfaces numerically and solving the Reynolds equation. Different patterns and shapes can be studied using this technique. For example, the influence of geometrical shape effects (Yu, et al. (13)), microtextures in conformal contacts (Nanbu, et al. (14)), and waviness amplitudes and different roughness orientations on pressure distribution (Ai and Cheng (26)) has been investigated.

However, none of these studies considered the scale effect. A global characterization of the area was used, which

is considered unsuitable for a surface obtained through various stages of finishing and thus has a multiscale structure (Chen, et al. (27); Sannareddy, et al. (28); Sabri, et al. (29)).

In this article, the scale effects of roughness on friction in an elastohydrodynamic lubrication (EHL) regime were studied. To this aim, a numerical model was developed and a virtual texturing method was adopted. An advanced surface characterization was performed based on the decomposition of the surface topography into its two principal elements: superficial roughness (related to friction and wear) and valleys (related to lubricant circulation and reservoirs). These numerical surfaces were used on the numerical EHL contacts.

DESCRIPTION OF THE ELASTOHYDRODYNAMIC MODEL

A numerical model was developed to estimate the friction generated between rough surfaces. It takes into account the real topography of the surfaces. The scope of this model is to qualitatively predict the friction coefficient obtained when the groove characteristics of surfaces are varied in order to optimize performance.

Elastohydrodynamic Equations

The following dimensionless isothermal Reynolds equations (Reynolds (30)) were used to estimate the pressure distribution, film thickness, and friction coefficient. Effective viscosities are introduced to account for the effects of non-Newtonian lubricant behavior.

$$\frac{\partial}{\partial X} \left(\frac{\bar{\rho} H^3}{\lambda \bar{\tau}} \frac{\partial P}{\partial X} \right) + \frac{\partial}{\partial Y} \left(\frac{\bar{\rho} H^3}{\lambda \bar{\tau}} \frac{\partial P}{\partial Y} \right) = \frac{\partial \bar{\rho} H}{\partial X} \quad [1]$$

The following boundary condition $P = 0$ and cavitation condition $P(X, Y) \geq 0 \forall X, Y$ must be satisfied. To ensure this condition,

the Reynolds-Swift model was used. In this equation, λ is equal to $\frac{12\eta_0 v_0}{\rho_0 h_0^2}$ and $\bar{\eta}$ is the effective viscosity. Considering that the variation in viscosity along the z -direction can be ignored, the effective viscosity can be calculated considering the shear-thinning effect:

$$\frac{1}{\bar{\eta}} = \frac{1}{\eta} \frac{1}{\tau_m} \sinh(\tau_m) \quad [2]$$

with $\tau_m = \frac{\eta}{v_0}$ where v_0 is a reference shear stress and τ_1 is the shear stress acting on the surface.

The lubricant's viscosity and density were assumed to be dependent on pressure, and we used the Dowson and Higginson formula (Dowson and Higginson (31); Eq. [3]) and Roelands law (Roelands (32); Eq. [4]):

$$\bar{\rho}(P) = \left[1 + \frac{0.6 \times 10^{-9} P_r p_h}{1 + 1.7 \times 10^{-9} P_r p_h} \right] \quad [3]$$

where ρ_0 is the density at ambient pressure.

$$\bar{\eta}(P) = \exp \left((\ln(\eta_0) + 9.67) \left(-1 + \left(1 + \frac{P_r p_h}{p_r} \right)^{0.7} \right) \right), \quad [4]$$

where η_0 is the viscosity at ambient pressure, p_r is a constant equal to 1.96×10^8 , and z_r is the pressure viscosity index.

The film thickness equation is given in dimensionless form by the following equation:

$$H(X, Y) = H_0 + \frac{X^2}{2} + \frac{Y^2}{2} + \bar{\delta}(X, Y) - Z(X, Y) \quad [5]$$

Z is the height of the liner surface topography at each position (X, Y) and $\bar{\delta}(X, Y)$ is the dimensionless surface deformation calculated by

$$\bar{\delta}(X, Y) = \frac{2}{\pi^2} \iint_{\Omega} \frac{P(X', Y') dX' dY'}{\sqrt{(X-X')^2 + (Y-Y')^2}} \quad [6]$$

The global force balance condition is given by:

$$\frac{2\pi}{3} = \iint_{\Omega} P(X, Y) dX dY \quad [7]$$

TABLE 1—COMPARISON OF THE CURRENT MODEL WITH CHAPKOV'S MODEL (37)

	Chapkov (37)	Current Model
Central oil film thickness H_c	0.05811	0.057
Minimum oil film thickness H_m	0.0280	0.0279

Numerical Procedure

In order to obtain the film pressure distribution, the Reynolds equation was solved using a finite difference method. A separate second-order backward scheme was used because it was the better scheme (Liu, et al. (33)) was used. The discretized equation was solved using Jacobi line relaxation (Venner and Lubrecht (34)). The full-scale mixed EHL approach developed by Hu and Zhu (35) was used in the present work. Either a multigrid method (Venner and Lubrecht (34)) or progressive mesh densification technique (Zhu (36)) was used in order to accelerate solution convergence. Elastic deformation calculation was conducted using the discrete convolution and fast Fourier transform method developed by Liu, et al. (8). The solution domain was determined as $-2.5 \leq X \leq 1.5$ and $-2.0 \leq Y \leq 2.0$. The computational grid covering the domain consisted of 512×512 or $1,024 \times 1,024$ nodes equally spaced.

Model Validation

The present model in a fully flooded smooth contacts case was compared to the non-Newtonian simulation done by Chapkov (37). Table 1 provides the dimensionless central and minimum oil film thickness for the following dimensionless Moes and Venner parameters $M = 500$ and $L = 20$. The difference between our model and Chapkov's (37) work was less than 2%. This comparison confirmed the validity of the model presented in this article.

The mixed lubrication approach of our model was compared to the sinusoidal wavy surface case in Hu and Zhu's (35) work. The same parameter and rolling velocity of 312.5 mms^{-1} was chosen. Figure 1 shows the pressure profile and film thickness vs. the

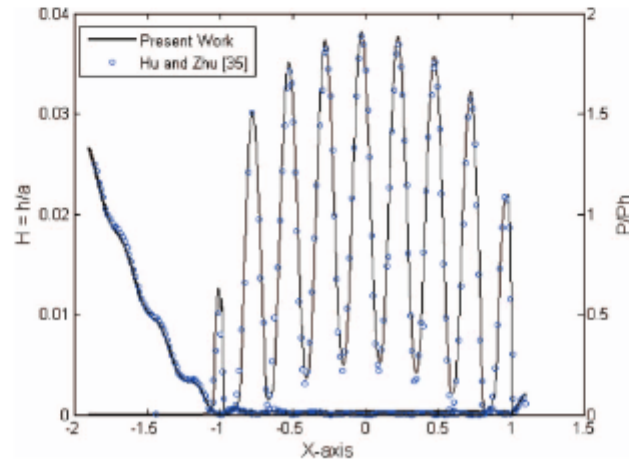


Fig. 1—Film thickness and pressure profile of the present work compared to Hu and Zhu's work (35). (color figure available online.)

X axis. Good agreement was found between the two models. This test confirmed the validity of the model presented in this article.

MULTISCALE SURFACES CHARACTERIZATION AND SYNTHESIS TEXTURE MODEL

Finished surfaces are typically machined by more than one manufacturing process. The resulting surface topography exhibits topographical features over a wide range of scales from the nano- to microscale that are superimposed on each other and located at different positions on the surface. In relation to their wet contact functions, they are generally decomposed into three elements: reference surfaces (waviness and form); plateaus (related to friction and wear); and valleys (related to lubricant circulation and reservoirs; Decenciere and Jeulin (38)). These elements play different roles in a wet contact. The superficial roughness of the plateau component plays an important role with respect to load-carrying capacity and friction, whereas the valleys serve as lubricant reservoirs and distribution circuits. Therefore, they can be analyzed separately (Decenciere and Jeulin (38)).

To identify the scale effect of the surface features, a mathematical model of each surface roughness component (plateaus and valleys) is presented.

Fractal Model of Superficial Surface Irregularities (Plateau Component)

The details of $Z(x)$ depend on the length scale; each $Z(x)$ was assumed to be a continuous but nondifferentiable function. This means that the presence of any small roughness elements may prevent us from reaching a satisfactory limit of

$$\frac{(Z(x + \Delta) - Z(x))}{\Delta} \text{ as } \Delta \rightarrow 0 \quad [8]$$

A simple way to obtain this behavior for a function $Z(x)$ is to assume that the increment of $Z(x)$ is related to Δ by the self-affinity relation:

$$|Z(x + \Delta) - Z(x)| \propto \Delta^H, 0 < H < 1 \Delta \rightarrow 0 \quad [9]$$

$\lim_{\Delta \rightarrow 0} \Delta^{H-1}$ only exists if $H = 1$. The derivative of Z is proportional to the limit.

For $0 < H < 1$, this derivative is infinite, although the function remains continuous, and for $H = 0$ the function itself becomes discontinuous. So by varying from 0 to 1, the parameter H characterizes the transition from a noncontinuous to differentiable function, and the range $0 < H < 1$ corresponds to nondifferentiable functions that become smoother as H increases. Thus, H can be considered as an indicator of roughness (Mezghani, et al. (4)). Because we are concerned with functions that can be considered to represent random processes, the self-affinity relation can be expressed in terms of variance in the increments of Z :

$$|(Z(x + \Delta) - Z(x))|^2 \propto \Delta^{2H}, 0 < H < 1 \Delta \rightarrow 0 \quad [10]$$

For random rough surfaces, the random displacement method provides one of the simplest algorithms to generate random fractal surfaces. For analysis proposes, it is particularly useful to have a numerical tool that creates the same kind of morphological data arrays that most scanning acquisition methods for real range images create, namely, an x, y array of Z values: $Z(x, y)$. The algorithm for a random displacement method of rough surfaces is de-

scribed in Mezghani, et al. (4), Felder (39), and Mandelbrot and Van Ness (40).

In order to study the influence of the Hölder exponent of roughness on the friction parameter we propose generating rough surfaces parameterized in roughness by their Hölder exponent. Each of those surfaces is generated by the random displacement model. Figure 2 shows the construction of three surfaces with different Hölder exponents, $H = 0.1$, $H = 0.5$, $H = 0.8$. The surfaces generated were put into an elastic hydrodynamic contact under a pressure of 500 MPa with a rigid plane.

Multiscale Model of Surface Groove Patterns (Valley Component)

The honed surfaces were generated by successive honing processes stages using increasingly finer abrasive grains. Honed surfaces are composed of profound valleys (lubrication reservoirs) and finer valleys (to reduce the contact area and friction). The scale effect is studied only for the finer valleys because they affect friction.

A multiscale model describing the essential characteristics of the finer valley patterns was developed. In this model, valley features (Fig. 3b) were modeled by the following S_v function:

$$S_v(x) = \begin{cases} \psi_{a_c, b} & \psi_{a_c, b} < 0 \\ 0 & \psi_{a_c, b} \geq 0 \end{cases} \quad [11]$$

where $\psi_{a_c, b}(x)$ is the second derivative of the Gaussian function (Fig. 3a) defined by

$$\psi_{a_c, b}(x) = A_H(1 - r^2)e^{-r^2/a_c} \quad [12]$$

$r = \frac{(x-b)}{a_c}$, b corresponds to the feature valley position, and a_c is the scale factor.

The modeled valley surface component takes into account the scale parameter a_c and the depth amplitude A_H as variables. To study the scale effect of this surface component, various surfaces were generated with varying A_H in the range of 0.3 to 2.1 μm and a_c from 7.5 to 19 μm . To more closely match realistic generated surfaces, two profound valleys with the coupled parameters $(A_H)_{\text{max}} = 3 \mu\text{m}$ and $(a_c)_{\text{max}} = 25 \mu\text{m}$ were added for each simulated surfaces.

Note that the effect of surface anisotropy is well known (Ai and Cheng (26)) and is not taken into account in this study. All grooves were oriented perpendicular to the sliding direction.

A spatial sampling step of 2 μm was chosen. The total sampling area was therefore approximately 1.024 mm \times 1.024 mm. Examples of the virtual surface with different values of a_c and A_H are presented in Fig. 4.

RESULTS AND DISCUSSION

Multiscale Effect of Roughness Irregularities (Plateau Component)

The sliding velocities varied between 2 and 52 m.s^{-1} for each of the four surfaces with different Hölder exponents. The other parameters are shown in Table 2. The second surface was fixed. An isothermal model was used in the present work for simplicity; however, in pure sliding cases thermal effects are expected to have a significant impact on the frictional behavior of these

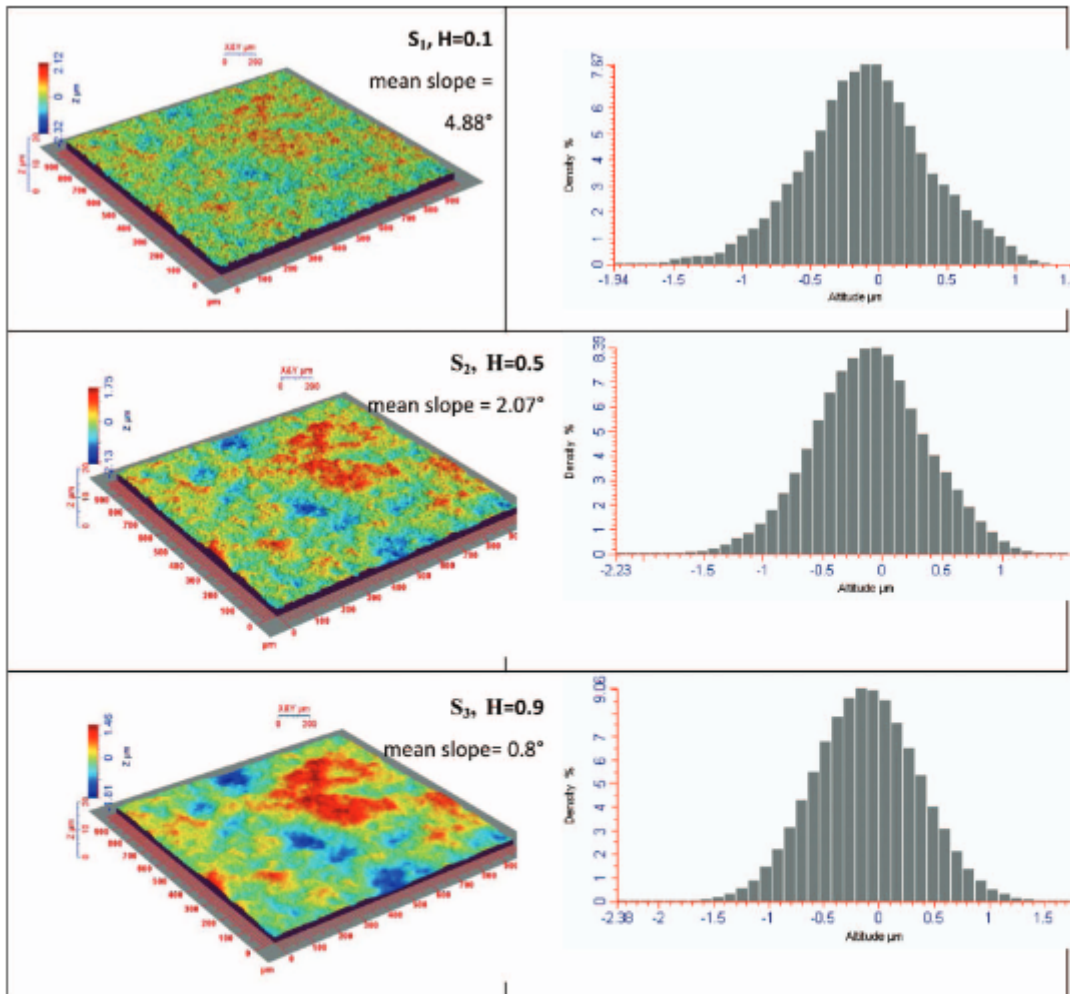


Fig. 2—Statistical self-affine surfaces with the same roughness amplitude ($R_a = 0.48 \mu\text{m}$) and different Hölder dimension H : (a) 0.1, (b) 0.5, and (c) 0.9. (color figure available online.)

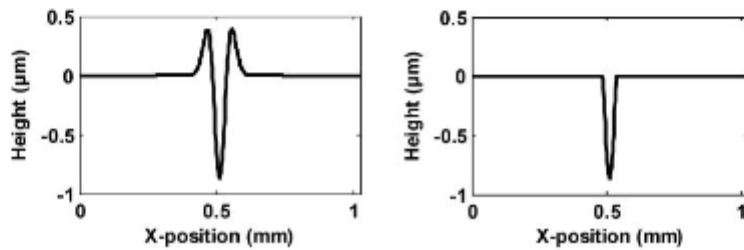


Fig. 3—(a) ψ_{DoG2} Second derivative of Gaussian function (DoG2) and (b) S_v valley feature (groove pattern).

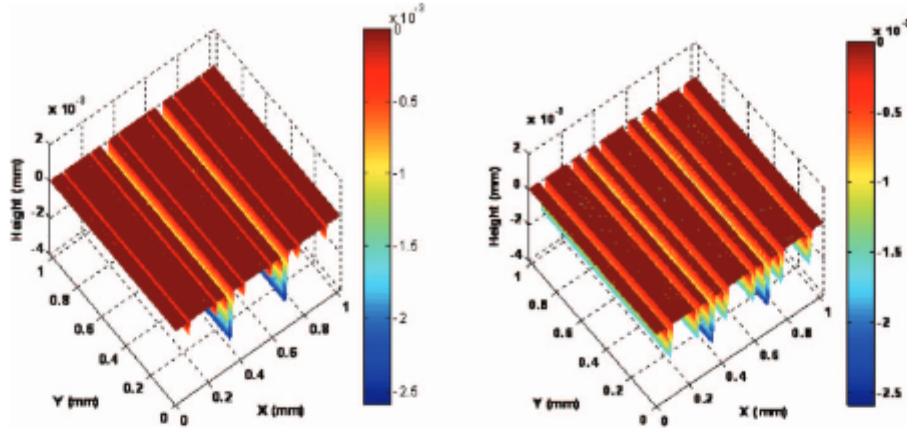


Fig. 4—Examples of surface valley component with different (A_H , a_{sc}) parameters: (a) $A_H = 0.9 \mu\text{m}$, $a_{sc} = 7.5 \mu\text{m}$; (b) $A_H = 2.1 \mu\text{m}$, $a_{sc} = 17.5 \mu\text{m}$. (color figure available online.)

contacts. However, qualitative comparison should also be done to study the influence of the Hölder exponent on the friction coefficient.

Using the calculated pressure field, the friction coefficient was determined by the following equation:

$$\mu = \frac{\nu_0 \iint_{\Omega} \bar{v}_w(X, Y) dX dY}{P_h \iint_{\Omega} P(X, Y) dX dY} \quad [13]$$

Figure 5 shows the friction coefficient as a function of mean entrainment velocities for surfaces with different Hölder exponents (H). The smaller H is, the more irregular the surface is. For all surfaces, the friction coefficient decreased until a minimum value and increased when velocity increased. The results of this study show that the local scale of roughness modified the distribution of the contact pressure and friction. This clearly shows the influence of the fractal dimension of roughness on the friction coefficient in a wide range of sliding velocities. Two trends are visible in the Fig. 5. For low velocity, the friction coefficient is high for low Hölder exponents. In other words, when the surface becomes more irregular, the friction coefficient increases. In this case, some asperity contacts appear: the mixed lubrication case is encountered. The more irregular the surface is (low H), the higher the friction coefficient is. In this situation, the contact surface increases when H decreases, which results in more asperity contacts, yielding a high coefficient friction.

Furthermore, for the elastohydrodynamic case (high velocity), the friction coefficient increased with sliding speed. The friction

coefficient increased when the Hölder exponent increased; that is, with a smoother surface. This indicates that the scale of superficial roughness irregularity has a beneficial effect on friction in a hydrodynamic regime. Rough surfaces engender (microhydrodynamic bearing) to increase load-carrying capacity, which improves the friction coefficient (Etsion (2); Yu, et al. (13); Nanbu, et al. (14); Zhu and Hu (20); Kovakchenko, et al. (23); Krupka and Hartl (24)).

Multiscale Effect of Surface Grooves (Valley Component)

The influence of the two parameters of the surface valleys texturing model (scale factor a_{sc} and valley depth A_H) was studied.

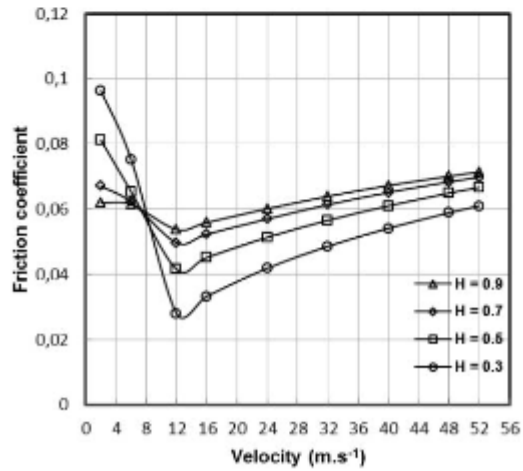


Fig. 5—Friction coefficient vs Hölder exponent for different velocities in the range of 2 to 52 m.s^{-1} .

TABLE 2—OPERATING CONDITIONS AND LUBRICANT PROPERTIES

Parameter	Value	Parameter	Value
F_N (N)	500	α (GPa^{-1})	22.00
μ_m (m.s^{-1})	4.0	R_x (m)	0.4
μ_0 (Pa.s)	0.04	E_s (GPa)	210
u	0.3		

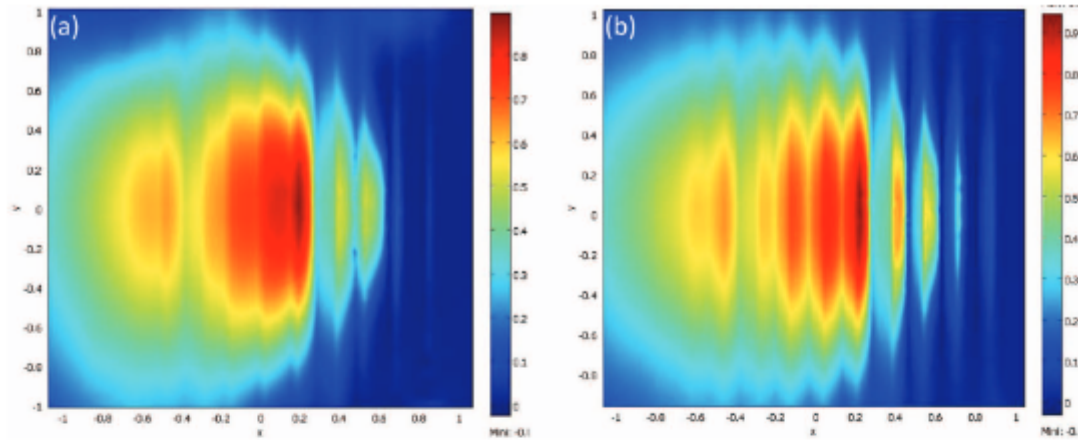


Fig. 6—Pressure field obtained for two surfaces with the same groove depth (A_H) and (a) 8- μm (b) 18 μm -scale parameter (a_{sc}) values. (color figure available online.)

The generated virtual textured surfaces were used as inputs for the developed contact model. The operating conditions and lubricant parameters are presented in Table 3.

Figure 6 shows the pressure field obtained with the numerical models defined above. Two different film thicknesses with the same valley depth amplitude and 8- and 18- μm scale parameter values were used as the input parameters. The pressure fields were slightly different. The maximum pressure was higher for the low scale parameter (Fig. 6). The increase in scale, corresponding to a larger groove, led to great pressure variations.

Figure 7 shows the friction coefficient map (in percentage) for different values of valley depth amplitude (A_H) and scale parameter (a_{sc}) and by considering two different groove densities. We can clearly observe the existence of a critical scale parameter value of $a_{sc,crit} = 12 \mu\text{m}$. Evolution of the friction coefficient differs depending on this critical value:

- Below this critical value ($a_{sc,crit} = 12 \mu\text{m}$), the friction coefficient decrease when the valley depth (A_H) increases. The

increase in valley depth can reduce the friction coefficient by almost 6% (from 1.65 to 1.55%).

- However, above this value, groove depths have a negative effect on the friction coefficient, which is usually observed in the rough contacts (friction increases with increased roughness).

This result is in concordance with the results of some authors who found the existence of an optimum value of the depth-to-width ratio (Costa and Hutchings (4)). However, there is considerable variation in values reported.

The same evolution was observed when the valley density increased (Fig. 7b). The critical scale value remained the same. This increase in groove density had a beneficial effect on the friction coefficient for low scale parameter values (below ($a_{sc,crit}$)) compared to low density. However, for high scale parameter values (above ($a_{sc,crit}$)), increasing the groove density led to higher friction.

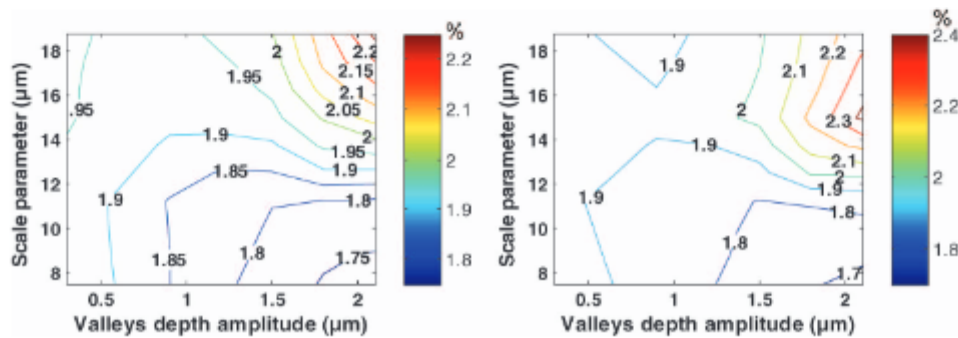


Fig. 7—Effect of valley scale a_{sc} and depth A_H on the friction coefficient (%) for density: (a) d_1 and (b) d_2 . (color figure available online.)

CONCLUSIONS

Finished surfaces are made with a succession of processes using different sizes of abrasive grits from coarser to finer, which leads to surface scale modifications. In this study, advanced characterizations were proposed and applied to investigate the scale effect in elastohydrodynamic contacts. Surface topography can be decomposed into two principal components: superficial roughness and valleys. In this study, superficial roughness was modeled using a fractal model and a scaling factor was introduced to model valley patterns.

The results were as follows:

- A decrease in superficial surface irregularities (increase in Holder exponent) reduces the coefficient of friction.
- There is a critical scale, the effect of valley depth is different on both sides of this critical value, below which the increase in valley depth amplitude can reduce friction.

Finally, in the range of the simulation parameter, the results showed that in EHL contacts at a fine scale, the optimal friction coefficient can be achieved with skewed superficial rough surfaces with high groove depth.

ACKNOWLEDGEMENT

The authors thank S. Legros for his dedication and computer support during this work.

REFERENCES

- (1) Hamilton, D. B., Walowit, J. A., and Allen, C. M. (1966), "A Theory of Lubrication by Micro-Irregularities," *Journal of Basic Engineering*, **88**, pp 177-185.
- (2) Etsion, I. (2005), "State of the Art in Laser Surface Texturing," *Journal of Tribology*, **127**, pp 248-253.
- (3) Fuller, K. N. G. and Tabor, D. (1974), "The Effect of Surface Roughness on the Adhesion of Elastic Solids," *Proceedings of Royal Society A*, **42**, pp 345-377.
- (4) Mezghani, S., Jourani, A., and Zahouani, H. (2006), "The Scale Effect of Roughness in Contact Problems," *High Performance Structures and Materials III Transaction*, Brebbia, C. A. (Ed.), pp 369-378, Wesssex Institute of Technology: Ostend, UK.
- (5) Zahouani, H., Vargiolu, R., and Loubet, J. L. (1998), "Fractal Models of Surface Topography and Contact Mechanics," *Mathematics and Computer Modelling*, **28**, pp 517-534.
- (6) Majumder, A. and Bhushan, B. (1991), "Fractal Model of Elastic-Plastic Contact between Rough Surfaces," *Journal of Tribology*, **13**, pp 1-11.
- (7) Ju, Y. and Farris, T. N. (1996), "Spectral Analysis of Two Dimensional Contact Problems," *Transactions of the ASME*, **118**, pp 320-329.
- (8) Liu, S., Wang, Q., and Liu, G. (2000), "A Versatile Method of Discrete Convolution and FFT for Contact Analyses," *Wear*, **243**, pp 101-111.
- (9) Gagnepin, J. J. and Roques-Carnes, C. (1986), "Fractal Approach to Two-Dimensional and Three-Dimensional Surface Roughness," *Wear*, **109**, pp 119-114.
- (10) Majumder, A. and Tien, C. L. (1990), "Fractal Characterization and Simulation of Rough Surfaces," *Wear*, **136**, pp 313-327.
- (11) Ajayi, O. O., Erek, R. A., Lorenzo-Martin, C., and Fenske, G. R. (2009), "Frictional Anisotropy under Boundary Lubrication: Effect of Surface Texture," *Wear*, **267**, pp 1214-1219.
- (12) Mezghani, S., Demirci, I., Zahouani, H., and Mansori, M. EL (2011), "The Effect of Groove Texture Patterns on Piston-Ring Pack Friction," *Precision Engineering*, **36**(2), pp 210-217.
- (13) Yu, H., Wang, X., and Zhou, F. (2010), "Geometric Shape Effect of Surface Texture on the Generation of Hydrodynamic Pressure between Conformal Contacting Surfaces," *Tribology Letters*, **37**, pp 123-130.
- (14) Nanbu, T., Ren, N., Yasuda, Y., Zhu, D., and Wang, Q. J. (2007), "Micro Textures in Concentrated Conformal-Contact Lubrication: Effects of Texture Bottom Shape and Surface Relative Motion," *Tribology Letters*, **29**, pp 241-252.
- (15) Siripuram, R. B. and Stephens, L. S. (2004), "Effect of Deterministic Asperity Geometry on Hydrodynamic Lubrication," *Journal of Tribology*, **126**, pp 527-534.
- (16) Greenwood, J. A. and Morales-Espejel, G. E. (1994), "The Behaviour of Transverse Roughness in EHL Contacts," *Proceedings of the Institution of Mechanical Engineers - Part J: Journal of Engineering Tribology*, **29**, pp 121-132.
- (17) Lugt, P. M. and Morales-Espejel, G. E. (2011), "A Review of Elastohydrodynamic Lubrication Theory," *Tribology Transactions*, **54**, pp 470-496.
- (18) Wang, J., Venner, C. H., and Lubrecht, A. A. (2011), "Amplitude Reduction in EHL Line Contacts Rolling Sliding Conditions," *Tribology International*, **44**(12), pp 1997-2001.
- (19) Venner, C. H. and Lubrecht, A. A. (1999), "Amplitude Reduction of Non-Isotropic Harmonic Patterns in Circular EHL Contacts," *Lubrication at the Frontier, Proceedings of the 25th Leeds-Lyon Symposium on Tribology*, Vol. 34, Elsevier Tribology Series 36, Dowson D., et al. (Eds.), pp 151-162, Elsevier: Lyon, The Netherlands.
- (20) Zhu, D. and Hu, Y. Z. (2001), "Effect of Rough Surface Topography and Orientation on the Characteristics of EHD and Mixed Lubrication in Both Circular and Elliptical Contacts," *Tribology Transactions*, **44**, pp 391-398.
- (21) Ryk, G. and Etsion, I. (2006), "Testing Piston Rings with Partial Laser Surface Texturing for Friction Reduction," *Wear*, **261**, pp 792-796.
- (22) Etsion, I., Halperin, G., Brizmer, V., and Kligerman, Y. (2004), "Experimental Investigation of Laser Surface Textured Parallel Thrust Bearings," *Tribology Letters*, **17**, pp 295-300.
- (23) Kovalchenko, A., Ajayi, O., Erdemir, A., Fenske, G., and Etsion, I. (2005), "The Effect of Laser Surface Texturing on Transitions in Lubrication Regimes during Unidirectional Sliding Contact," *Tribology International*, **38**, pp 219-225.
- (24) Krupka, I. and Hartl, M. (2007), "The Effect of Surface Texturing on Thin EHD Lubrication Films," *Tribology International*, **40**, pp 1100-1110.
- (25) Wang, Q. J. and Zhu, D. (2005), "Virtual Texturing: Modeling the Performance of Lubricated Contacts of Engineered Surfaces," *Journal of Tribology*, **127**, pp 722-728.
- (26) Ai, X. and Cheng, H. S. (1996), "The Effect of Surface Texture on EHL Points Contacts," *Journal of Tribology*, **118**, pp 59-66.
- (27) Chen, X., Raja, J., and Simanapuli, S. (1995), "Multiscale Analysis of Engineering Surfaces," *International Journal of Machine Tools and Manufacture*, **35**, pp 213-238.
- (28) Sannareddy, H., Raja, J., and Chen, K. (1998), "Characterization of Surface Texture Generated by Multi-Process Manufacture," *International Journal of Machine Tools and Manufacture*, **38**, pp 529-536.
- (29) Sabri, I., Mezghani, S., El Mansori, M., and Zahouani, H. (2011), "Multiscale Study of Finish-Honing Process in Mass Production of Cylinder Liner," *Wear*, **271**(3-4), pp 509-513.
- (30) Reynolds, O. (1886), "On the Theory of the Lubrication and Its Application to Mr Beauchamp Tower's Experiments, Including an Experimental Determination of the Viscosity of Olive Oil," *Philosophical Transactions of the Royal Society*, **177**, pp 157-234.
- (31) Dowson, D. and Higginson, G. R. (1966), *Elastohydrodynamic Lubrication: Fundamentals of Roller and Gear Lubrication*, Pergamon: Oxford.
- (32) Roelands, C. J. A. (1966), *Correlational Aspects of the Viscosity-Temperature-Pressure Relationships of Lubricant Oil*, Doctoral Thesis, Technische Hogeschool, Delft, The Netherlands.
- (33) Liu, Y., Wang, Q. J., Zhu, D., Wang, W., and Hu, Y. (2009), "Effects of Differential Scheme and Viscosity Model on Rough-Surface Point-Contact Isothermal EHL," *Journal of Tribology*, **131**, pp 044501-1-044501-5.
- (34) Venner, C. H. and Lubrecht, A. A. (2000), *Multiscale Methods in Lubrication*, Elsevier: Amsterdam, The Netherlands.
- (35) Hu, Y. Z. and Zhu, D. (2000), "A Full Numerical Solution to the Mixed Lubrication in Point Contacts," *Journal of Tribology*, **122**, pp 1-9.
- (36) Zhu, D. (2007), "On Some Aspects of Numerical Solutions of Thin-Film and Mixed Elastohydrodynamic Lubrication," *Proceedings of the Institution of Mechanical Engineers - Part J: Journal of Engineering Tribology*, **221**, pp 561-579.
- (37) Chapkov, A. (2006), *Etude des Contacts Elastohydrodynamique Lubrifiés avec un Fluide non Newtonien*, Doctoral Thesis, INSA de Lyon, France.
- (38) Decenciere, E. and Jeulin, D. (2001), "Morphological Decomposition of the Surface Topography of an Internal Combustion Engine Cylinder to Characterize Wear," *Wear*, **239**, pp 482-486.
- (39) Felder, J. (1985), *Fractals*, Plenum Press: New York.
- (40) Mandelbrot, B. and Van Ness, J. W. (1968), "Fractional Brownian Motions, Fractional Noises, and Applications," *SIAM Review*, **10**, pp 422-437.
- (41) Costa, H. L. and Hutchings, I. M. (2007), "Hydrodynamic Lubrication of Textured Steel Surfaces under Reciprocating Sliding Conditions," *Tribology International*, **40**, pp 1227-1238.