



Science Arts & Métiers (SAM)

is an open access repository that collects the work of Arts et Métiers Institute of Technology researchers and makes it freely available over the web where possible.

This is an author-deposited version published in: <https://sam.ensam.eu>
Handle ID: <http://hdl.handle.net/10985/9270>

To cite this version :

Ramon ZAERA, J. A. RODRIGUEZ-MARTINEZ, Ana Maria CASADO, José FERNANDEZ-SAEZ, Alexis RUSINEK, Raphaël PESCI - A constitutive model for analyzing martensite formation in austenitic steels deforming at high strain rates - International Journal of Plasticity - Vol. 29, p.77-101 - 2012

Any correspondence concerning this service should be sent to the repository

Administrator : scienceouverte@ensam.eu



A constitutive model for analyzing martensite formation in austenitic steels deforming at high strain rates

R. Zaera^{a,*}, J.A. Rodríguez-Martínez^a, A. Casado^b, J. Fernández-Sáez^a, A. Rusinek^c, R. Pesci^d

^a Department of Continuum Mechanics and Structural Analysis, University Carlos III of Madrid, Avda. de la Universidad, 30, 28911 Leganés, Madrid, Spain

^b Andritz Hydro, Paseo de la Castellana 163, 28046 Madrid, Spain

^c Laboratory of Mechanics, Biomechanics, Polymers and Structures (LaBPS), National Engineering School of Metz (ENIM), Route d'Ars Laquenexy, CS65820, 57078 Metz Cedex 3, France

^d ENSAM-Arts et Métiers ParisTech, Laboratoire d'Etudes des Microstructures et de Mécanique des Matériaux LEM3, UMR CNRS 7239, 4 Rue Augustin Fresnel, 57078 Metz Cedex 3, France

A B S T R A C T

This study presents a constitutive model for steels exhibiting SIMT, based on previous seminal works, and the corresponding methodology to estimate their parameters. The model includes temperature effects in the phase transformation kinetics, and in the softening of each solid phase through the use of a homogenization technique. The model was validated with experimental results of dynamic tensile tests on AISI 304 sheet steel specimens, and their predictions correlate well with the experimental evidence in terms of macroscopic stress-strain curves and martensite volume fraction formed at high strain rates. The work shows the value of considering temperature effects in the modeling of metastable austenitic steels submitted to impact conditions. Regarding most of the works reported in the literature on SIMT, modeling of the martensitic transformation at high strain rates is the distinctive feature of the present paper.

1. Introduction

Worldwide demand for stainless steel has been increasing at a rate of about 6% per year for the last several decades, and is expected to increase at the same rate over the next decade. Among these, austenitic grades are the ones most commonly used in industry. The critical temperature at which the martensitic transformation occurs during cooling falls in these alloys due to their high content in nickel. This allows the material to remain completely austenitic after being quenched. The austenitic structure provides valuable properties for the steel, fostering its use in a number of industrial applications: surgical instruments, houseware, containers, piping, vessels, power plants, pharmaceutical industry, petrochemical industry, food-processing equipment, architecture and construction structures.

Some of the less highly alloyed austenitic (and yet largely used) grades are referred to as *metastable* because of their ability to transform from the initial face-centered cubic austenite phase γ to body-centered cubic martensite α' . Austenite can be transformed to martensite in different ways (Lichtenfeld et al., 2006; Curtze et al., 2009). *Spontaneous transformation* is driven by the difference in the chemical free energy of the two phases, when the material is cooled below the martensite start temperature M_s . Above M_s , *Stress Assisted* martensite forms in response to an applied elastic stress, which adds a mechanical driving force to the chemical free energy. This type of martensite transformation occurs until the steel reaches a temperature M_s^σ . Above this, the stress needed to start the transformation surpasses the flow stress of the γ phase, which should harden by

plastic strain to extend the martensite formation process. This *Strain Induced Martensitic Transformation* (SIMT) acts as a new highly potent mechanism of α' germination associated with plastic deformation. As temperature rises, austenite stability increases to limit the transformation. The temperature above which martensite is not produced by plastic slip is referred to as M_d . The range M_s^σ to M_d corresponding to the SIMT process covers the in-service temperatures reached by metastable austenitic steels during their plastic deformation in many industrial applications. Hence, besides the thermal softening shown by metal alloys (Farrokh and Khan, 2009; Khan and Meredith, 2010; Brunig and Gerke, 2011), the analysis of temperature effects in the deformation of austenitic steels presents particular interest.

The transformation of austenite into martensite is comparable to a *dynamic composite effect* due to the progressive appearance of the martensite during straining. The yield strength of martensite is usually higher than that of the austenite, increasing yield stress and strain hardening of the two-phase steel (Petein, 2006). Additionally, the martensitic transformation causes the Transformation Induced Plasticity (TRIP) effect, and therefore steels showing SIMT are usually known as TRIP steels (Iwamoto et al., 1998). Two mechanisms are commonly proposed to explain transformation induced plasticity: Greenwood and Johnson (1965) and Magee (1966). The first accounts for the instantaneous volume expansion and shape change produced by the martensitic transformation. This stress-free strain of the formed martensite is accommodated in the surrounding austenitic region, leading to redundant plastic deformation and, consequently, to extra strain hardening. The volume expansion of martensite is also beneficial to forming operations because it relaxes the tensile hydrostatic stress that can cause damage or micro-cracking (Delannay et al., 2005). Magee's mechanism accounts for the preferred martensitic plates orientation caused by the loads applied, causing a non-nil resultant of the shearing micro-stresses and an average macroscopic shape change. These effects enhance the work hardenability of the steel, delay the onset of necking, and thus improve formability (Lichtenfeld et al., 2006; Dan et al., 2008; Oliver et al., 2007).

Different approaches have been proposed for constitutive models for SIMT. Olson and Cohen (1975) performed a one-dimensional model for the kinetics of $\gamma \rightarrow \alpha'$ transformation. They considered shear-band intersections as sites for martensite nucleation which lead to a characteristic sigmoidal equation for the volume fraction of martensite as a function of plastic strain. The model of Olson and Cohen (1975) was generalized by Stringfellow et al. (1992) for 3-D analysis, including the effect of stress triaxiality in the process and viscoplastic behavior of the phases. Papatriantafillou et al. (2004, 2006) coupled this model to a homogenization technique for nonlinear composites, proposed (Suquet, 1995a,b, 1996), and used it to determine forming limit diagrams for sheets made of multiphase TRIP steels. Other authors, such as Iwamoto et al. (1998), based their SIMT models on the work of Olson and Cohen (1975) including strain rate effects in the kinetics of shear-band formation. Iwamoto and Tsuta (2002) used this model including the third invariant of the stress tensor in the yield function, as proposed by Miller and McDowell (1996), to show the dependence of the austenitic grain size on the deformation behavior of TRIP steels and to highlight the favorable effect of the strain-induced martensitic transformation on the fracture toughness of TRIP steels. Han et al. (2004) proposed a model based on the approach of Olson and Cohen (1975), where the probability of martensite nucleation was derived for each variant as a function of the interaction energy between externally applied stress state and lattice deformation.

Other authors following different approaches have proposed models to describe SIMT. Cherkaoui et al. (1998) developed a constitutive equation for an austenitic single crystal undergoing transformation induced plasticity within a thermodynamic and micromechanical framework, following a classical scale transition method. This model has been used by Petit et al. (2007) to simulate the deformation behavior of the stainless steel as well as the corresponding transformation kinetics and texture evolution. Later, Cherkaoui et al. (2000) developed a micromechanical model to predict the conditions of nucleation and growth of a martensitic microdomain within an inhomogeneous plastic strain field. Fisher et al. (2000) proposed a constitutive description of SIMT taking into account both the influence of transformation-induced plastic strain and the influence of shear (orientation effect) on irreversible deformation. Garion and Skoczén (2002) proposed a simplified martensite evolution law to describe only the linear part of the sigmoidal curve, which has proven to be appropriate for cryogenic applications (Egner and Skoczén, 2010). Oberste-Brandenburg and Bruhns (2004) described the behavior of TRIP steels based on a tensorial description of the thermodynamic driving force for the phase transformation. Dachkovski and Böhm (2004) presented a model of finite thermoplasticity with phase change based on the concept of isomorphism of elastic ranges, developed as an extension of the thermoplasticity theory of Bertram (1999). Garion et al. (2006) proposed a model to describe the FCC to BCC phase transformation in austenitic stainless steels based on the assumption of linearization of the most intensive part of the transformation curve. Hallberg et al. (2007) presented a model that takes basic thermodynamic relations as its starting point and treats the phase transition through an internal variable (the phase fractions) approach. Wolff et al. (2008) contributed to the numerical simulation of martensitic transformation laying a thermodynamic foundation in the context of macroscopic continuum mechanics. The complex material behavior of the steel was modeled in the framework of small deformations, including phase transformation, plasticity and TRIP effect. Mahnken et al. (2009) presented a constitutive model formulated within a small strain theory, which combines the effects of viscoplasticity and TRIP. The main aim of the model was the simulation of metal forming and heat treatment of low-alloy steels. Lee et al. (2010) proposed a rate-dependent crystal plasticity model which considers martensitic transformation, and used it to study the influence of strain rate (within the range 10^{-4} – 10^{-1} s $^{-1}$) on the deformation of a TRIP steel. Kubler et al. (2011) developed a semi-phenomenological model for the thermomechanical behavior of TRIP aided steels. The model is based on a mean-field description of the plastic and transformation strains in the different phases and presents the advantage, compared to a crystallographic model, of a reduced number of internal variables, permitting its use in the simulation of metal forming processes.

Most of the previous works focus on the analysis of the SIMT process under *isothermal* conditions. Only a small number consider non-isothermal conditions to analyse forming, heat treatments or cryogenic applications of steel grades showing martensitic transformation. However, the temperature may rapidly and markedly increase in metastable austenitic steels under certain in-service conditions. Due to their ductility and work hardening ability, these steels are used for energy absorption in crash (Andersson, 2005) or blast protection applications (Langdon and Schleyer, 2005a,b, 2006). These applications, involving high strain rates, are often accompanied by temperature rise due to the dissipation of plastic work. This means that the energy-balance equation governing temperature evolution should involve terms arising from a thermomechanical coupling. The thermodynamic process deviates from the isothermal conditions and approaches adiabaticity, leading to large variations in the temperature field (Liang and Khan, 1999; Khan et al., 2004). Also, forming and machining processes, used to elaborate components made of metastable austenitic steels, take place under non-isothermal conditions (Hänsel et al., 1998; Miguélez et al., 2009). Since temperature strongly affects the SIMT process, its effect on strain hardening and ductility of metastable austenitic steels deforming at high strain rates needs to be considered.

This work presents a constitutive model for steels exhibiting SIMT, based on the previous works of Olson and Cohen (1975), Stringfellow et al. (1992) and Papatrifiantillou et al. (2004). The model proposes an original law to include the effect of temperature increase in the kinetics of phase transformation. Additionally, it considers temperature softening in the austenitic steel through the use of a homogenization technique to account for the thermoviscoplastic behavior of each solid phase. Based on previous experimental results of the authors, a procedure for determining the model constants has been developed and numerical simulations of tensile tests have been conducted in an explicit finite element code. The resulting predictions of the numerical model find good correlation with the experimental evidence in terms of macroscopic stress-strain curves and martensite volume fraction formed during the course of plastic deformation. The analysis is focused on the AISI 304 grade, which may be considered as a reference metastable austenitic stainless steel for studying the SIMT process at high strain rates, since it shows a large amount of transformed martensite even under adiabatic conditions. The work shows the value of considering the effect of temperature increase in the modeling of metastable austenitic steels submitted to impact loading.

2. Fundamentals of the model developed

2.1. Model of Olson and Cohen (1975)

Based on previous experimental works describing the sigmoidal shape of the transformation curves, and on the hypothesis of intersection of shear bands in austenite as the dominant mechanism of SIMT, Olson and Cohen (1975) proposed a 1-D physical model which can predict the strain-dependence of the kinetics of transformation. Under the assumption that the increase in the volume fraction of shear bands in the austenite \dot{f}_{sb} , in relation to shear band free volume $(1 - f_{sb})$, is proportional to the plastic strain rate in the austenite $\dot{\epsilon}_a^p$

$$\dot{f}_{sb} = (1 - f_{sb})\alpha(\theta)\dot{\epsilon}_a^p, \quad (1)$$

the creation of shear bands is fast at low plastic deformation and slower as the consumption of shear band free volume decreases. The $\alpha(\theta)$ parameter is expected to increase at low temperatures (Olson and Cohen, 1975; Iwamoto and Tsuta, 2002; Tomita and Iwamoto, 1995) favoring the shear band deformation mode. Such temperature dependence has frequently been defined as

$$\alpha(\theta) = -\alpha_1\theta^2 - \alpha_2\theta + \alpha_3, \quad (2)$$

where θ is the absolute temperature and α_1 , α_2 and α_3 are positive material constants to be determined.

Considering a constant average volume \bar{v}_{sb} of a shear band, and a power relation between the number of shear bands N_{sb} and shear band intersections N_{sb}^I (both per unit austenite volume), the latter can be written in terms of the volume fraction of shear bands

$$N_{sb}^I = K \left(\frac{f_{sb}}{\bar{v}_{sb}} \right)^n, \quad (3)$$

K and n being constants of the potential law. Now, with the assumption of a probability P that a shear band intersection acts as a martensite nucleation site, and a constant average volume of martensitic units \bar{v}_m , the rate of increase in the martensite volume fraction \dot{f}_m is thus given as

$$\frac{\dot{f}_m}{1 - f_m} = \bar{v}_m P N_{sb}^I. \quad (4)$$

Eqs. (1)–(4) may be integrated under isothermal conditions (no change in α and of probability of martensitic nucleation P) and the kinetics of SIMT is described by a simple relation

$$f_m = 1 - \exp \left[-\beta (1 - \exp(-\alpha \bar{v}_a^p))^n \right], \quad (5)$$

β being

$$\beta = \beta_0 P, \quad (6)$$

with

$$\beta_0 = \frac{\bar{v}_m K}{(\bar{v}_{sb})^n}. \quad (7)$$

2.2. Model of Stringfellow et al. (1992)

Stringfellow et al. (1992) recasted the model of Olson and Cohen (1975) in a generalized 3-D and rate form, and also included the effect of triaxiality in the SIMT, considering the acceleration of martensitic transformation in uniaxial tension compared to uniaxial compression observed previously by other authors (Young, 1988). Starting from Eq. (4), the kinetics of martensitic transformation is given by

$$\frac{\dot{f}_m}{1-f_m} = \bar{v}_m \dot{N}_m, \quad (8)$$

where the rate of martensite embryos per unit volume \dot{N}_m is now given by the rate of the product $N_{sb}^l P$

$$\dot{N}_m = P \dot{N}_{sb}^l + N_{sb}^l \dot{P} U(\dot{P}). \quad (9)$$

N_{sb}^l being the number of shear band intersections per unit volume and P the probability that a shear band intersection acts as a nucleation site. $U(\cdot)$ is the Heaviside unit step function, included to capture the irreversibility of transformation. Stringfellow et al. (1992) proposed a Gaussian cumulative probability distribution function to calculate P

$$P(g) = \frac{1}{\sqrt{2\pi}s_g} \int_{-\infty}^g \exp\left[-\frac{1}{2}\left(\frac{\tilde{g}-\bar{g}}{s_g}\right)^2\right] d\tilde{g}, \quad (10)$$

\bar{g} and s_g being, respectively, the mean and standard deviation of the normal distribution function. Moreover, g is a normalized thermodynamic driving force for the martensitic transformation, dependent on temperature and triaxiality

$$g = g_0 - g_1 \Theta + g_2 \Sigma, \quad (11)$$

where g_0 , g_1 and g_2 are dimensionless constants. Θ is a normalized temperature related to the absolute temperature θ by the following expression

$$\Theta = \frac{\theta - M_s^\sigma}{M_d - M_s^\sigma}. \quad (12)$$

M_d being the upper temperature limit for phase transformation and M_s^σ the lower limit temperature for strain-induced martensitic nucleation. Σ is the triaxiality defined as the ratio between hydrostatic stress $\sigma_H = (\boldsymbol{\sigma}:\mathbf{1})/3$ and Mises equivalent stress $\bar{\sigma} = \sqrt{3/2 \mathbf{s}:\mathbf{s}}$ (\mathbf{s} stress deviator tensor).

The rate of P , under isothermal conditions, is thus given by

$$\dot{P} = \frac{g_2}{\sqrt{2\pi}s_g} \exp\left[-\frac{1}{2}\left(\frac{g-\bar{g}}{s_g}\right)^2\right] \dot{\Sigma}. \quad (13)$$

Stringfellow et al. (1992) derived from Eqs. (1), (3), (8) and (9) an evolution equation for the volume fraction of martensite

$$\dot{f}_m = (1-f_m) \left(A_f \dot{\epsilon}_a^p + B_f \dot{\Sigma} \right), \quad (14)$$

where the factor associated with plastic deformation in austenite is given by

$$A_f = \beta_0 \alpha n (1-f_{sb}) (f_{sb})^{n-1} P \quad (15)$$

and the factor associated to the probability of martensite nucleation by

$$B_f = \beta_0 (f_{sb})^n \frac{g_2}{\sqrt{2\pi}s_g} \exp\left[-\frac{1}{2}\left(\frac{g-\bar{g}}{s_g}\right)^2\right] U(\dot{P}). \quad (16)$$

Stringfellow et al. (1992) complemented the above scalar equations defining the kinetics of the SIMT with the generalized Hooke's law for hypoelastic-plastic materials

$$\boldsymbol{\sigma}^\nabla = \mathbf{C} : \mathbf{d}^e = \mathbf{C} : (\mathbf{d} - \mathbf{d}^p), \quad (17)$$

where σ^∇ is an objective derivative of the Cauchy stress tensor, \mathbf{d} , \mathbf{d}^e and \mathbf{d}^p are respectively the total, elastic, and inelastic rate of deformation tensors, and \mathbf{C} is the Hooke tensor for isotropic elasticity, defined by the elastic constants K and G . The same authors introduced the following decomposition of the inelastic rate of deformation tensor

$$\mathbf{d}^p = \mathbf{d}^{slip} + \mathbf{d}^{nucl}, \quad (18)$$

where \mathbf{d}^{slip} represents the rate of deformation due to slip in the multiphase material, and \mathbf{d}^{nucl} represents an additional inelastic rate of deformation caused by the transformation process. The latter deformation rate was incorporated to consider strain softening that occurs as a result of the transformation process, and it is broken down into a deviatoric term (modeling the transformation shape) and a dilatational term (accounting for the transformation volume change):

$$\mathbf{d}^{nucl} = \dot{f}_m \left(A_\sigma \mathbf{N} + \frac{1}{3} \Delta_V \mathbf{1} \right). \quad (19)$$

\mathbf{N} being the direction of the deviatoric stress

$$\mathbf{N} = \frac{3}{2} \frac{\mathbf{s}}{\bar{\sigma}}. \quad (20)$$

According to Olson and Azrin (1978), the parameter A_σ is taken to depend on the stress level $\bar{\sigma}$

$$A_\sigma = A_0 + A_1 \frac{\bar{\sigma}}{s_a^*}. \quad (21)$$

A_0 and A_1 being dimensionless constants and s_a^* a reference austenitic stress. Regarding the dilatational term in Eq. (19), Δ_V is the relative volume change associated with transformation

$$\Delta_V = \frac{V_m - V_a}{V_a}, \quad (22)$$

where V_m and V_a represent the unstressed relative volumes of martensite and austenite. Leal (1984) found experimentally that $0.02 \leq \Delta_V \leq 0.05$ in austenitic steels. The deviatoric part of \mathbf{d}^p , including both slip and transformation parts, is chosen to be coaxial with the deviatoric stress \mathbf{s} , and both are related through a self-consistent homogenization method for predicting the equivalent stress-strain behavior of the polycrystalline composite material. Stringfellow et al. (1992) considered that each phase behaves as a viscoplastic material with power laws for strain as well as strain rate hardenings. To complete their model, they assumed that each incremental unit of martensite has an initial yield stress which is a function of the plastic strain in austenite from which it was instantaneously produced. A mixture law is used to determine the average martensite yield stress so that martensite, which forms at a given austenite plastic strain, inherits the strain-hardened dislocation structure of its parent austenite.

2.3. Model of Papatriantafillou et al. (2004, 2006)

Papatriantafillou et al. (2004, 2006) recasted the model of Stringfellow et al. (1992), preserving its main characteristics and including the following features. The inelastic strain due to slip is determined with a homogenization method previously proposed by Suquet (1995a,b, 1996) to determine the effective properties in nonlinear composites: in this case, a four-phase steel (ferrite, bainite, austenite and martensite) in which isotropic viscoplastic phases are distributed uniformly and isotropically. According to this theory, the inelastic strain due to slip \mathbf{d}^{slip} is related to the direction of the deviatoric stress through the expression

$$\mathbf{d}^{slip} = \dot{\epsilon}^{slip} \mathbf{N} \quad (23)$$

with

$$\dot{\epsilon}^{slip} = \frac{\zeta^{hom}}{3} \bar{\sigma}, \quad (24)$$

ζ^{hom} being the inverse of the overall viscous shear modulus of the homogenized medium, which may be obtained by using the modified secant procedure described by Suquet (1995a,b, 1996). This procedure requires the knowledge of the plastic flow rule of each phase i , for which Papatriantafillou et al. (2004, 2006) proposed the following viscous potential

$$\Psi_i = \frac{\sigma_{Yi} \dot{\epsilon}_{0i}}{\frac{1}{m_i} + 1} \left(\frac{\bar{\sigma}_i}{\sigma_{Yi}} \right)^{\frac{1}{m_i} + 1}. \quad (25)$$

The flow rule determines the plastic strain rate tensor for each phase

$$\mathbf{d}_i^p = \frac{\partial \Psi_i}{\partial \boldsymbol{\sigma}_i} = \dot{\epsilon}_{0i} \left(\frac{\bar{\sigma}_i}{\sigma_{Yi}} \right)^{\frac{1}{m_i}} \mathbf{N}_i \quad (26)$$

and the equivalent plastic strain rate is then given by

$$\dot{\bar{\epsilon}}_i^p = \dot{\bar{\epsilon}}_{0i} \left(\frac{\bar{\sigma}_i}{\sigma_{Yi}} \right)^{\frac{1}{m_i}}. \quad (27)$$

In the above equations, $\dot{\bar{\epsilon}}_{0i}$ is a reference strain rate, m_i is the strain rate sensitivity, and σ_{Yi} is a reference yield stress accounting for plastic strain hardening in the form of a Ludwik law

$$\sigma_{Yi} = \sigma_{0i} + H_i (\bar{\epsilon}_i^p)^{n_i}. \quad (28)$$

Calculation of ξ^{hom} requires the solution of a nonlinear system of algebraic equations, in which the equivalent stresses at the different phases $\bar{\sigma}_i$ are determined as well.

3. Proposed modifications for the model

Since the model is to be used for an austenitic steel, it takes into account a two-phase $\gamma - \alpha'$ structure. The adiabatic increase in temperature during deformation at high strain rates is considered, hence several modifications to the previous models are proposed, affecting the following aspects:

- *Kinetics of SIMT.* The parameter α decreases with temperature, as observed by [Olson and Cohen \(1975\)](#). The following phenomenological law is proposed to fit this dependence

$$\alpha(\Theta) = \alpha_0 [1 - \Theta \exp(\alpha_1 (1 - \Theta^{-1}))]. \quad (29)$$

Θ being the normalized temperature related to the absolute temperature θ by Eq. (12). In comparison with the polynomial expressions applied by other authors to describe the change of α with temperature ([Olson and Cohen, 1975](#); [Iwamoto and Tsuta, 2002](#); [Tomita and Iwamoto, 1995](#)), the one proposed in this work facilitates to capture the decrease of the transformation rate with increasing temperature within the temperature range in which the SIMT occurs. In this work, the linearly temperature dependent formulation proposed by [Stringfellow et al. \(1992\)](#) for the thermodynamic driving force (used to describe martensite formation under static loading) is replaced by an exponential equation.

$$g = g_0 \exp(g_1 \Theta) + g_2 \Sigma. \quad (30)$$

The new law provides greater temperature sensitivity of the rate of martensitic transformation. This becomes relevant at high strain rates where the temperature rise of the material results from the adiabatic character of the plastic deformation. According to the experimental results reported by [Rodríguez-Martínez et al. \(2011\)](#) at high deformation rates (and therefore under significant temperature increase), small variations on the rise of temperature lead to relevant differences on the volume fraction of martensite formed.

The rate of change of P , and the equation for the evolution of the volume fraction of martensite, are now given by

$$\dot{P} = \frac{1}{\sqrt{2\pi}s_g} \exp \left[-\frac{1}{2} \left(\frac{g - \bar{g}}{s_g} \right)^2 \right] \dot{g}, \quad (31)$$

$$\dot{f}_m = f_a (A_f \dot{\bar{\epsilon}}_a^p + B_f \dot{g}). \quad (32)$$

Now the temperature rate needs to be considered in the expression of the rate of g

$$\dot{g} = \frac{g_0 g_1 \dot{\theta}}{M_d - M_s^\sigma} \exp \left(g_1 \frac{\theta - M_s^\sigma}{M_d - M_s^\sigma} \right) + g_2 \Sigma \left(\frac{\dot{\sigma}_H}{\sigma_H} - \frac{\dot{\bar{\sigma}}}{\bar{\sigma}} \right). \quad (33)$$

Thus, according to Eq. (31), the factor B_f in Eq. (32) may be written as

$$B_f = \beta_0 (f_{sb})^n \frac{1}{\sqrt{2\pi}s_g} \exp \left[-\frac{1}{2} \left(\frac{g - \bar{g}}{s_g} \right)^2 \right] U(\dot{g}). \quad (34)$$

The rate of austenite volume fraction is easily determined, taking into account the two-phase structure of the austenitic steel

$$\dot{f}_a = -\dot{f}_m. \quad (35)$$

- *Decomposition of the rate of deformation tensor.* The rate of thermal deformation tensor is included and assumed to be isotropic

$$\mathbf{d}^\theta = \alpha_\theta \dot{\theta} \mathbf{1}, \quad (36)$$

α_θ being the coefficient of thermal expansion. [Mahnken et al. \(2009\)](#) used a rule of mixtures to calculate α_θ taking into account the different coefficients for thermal expansion of martensite and austenite. However, different authors ([Sideridis et al., 2005](#)) shown that the thermal expansion coefficient does not obey the law of mixtures because a state of microstresses

appears between the phases when submitted to a temperature increase. Therefore the authors have chosen a constant and characteristic value of α_0 . Hooke's law now includes thermal strain

$$\boldsymbol{\sigma}^\nabla = \mathbf{C} : \mathbf{d}^e = \mathbf{C} : (\mathbf{d} - \mathbf{d}^\theta - \mathbf{d}^p) = \mathbf{C} : (\mathbf{d} - \mathbf{d}^\theta - \mathbf{d}^{slip} - \mathbf{d}^{nuc}). \quad (37)$$

- **Yield stresses.** Now the temperature is included to consider thermal softening on each solid phase. Thus, each phase is assumed to behave according to the following potential

$$\Psi_i = \frac{\sigma_{Yi}(\bar{\epsilon}_i^p) h(\theta_i) \dot{\epsilon}_{0i}}{\frac{1}{m_i} + 1} \left(\frac{\bar{\sigma}_i}{\sigma_{Yi}(\bar{\epsilon}_i^p) h(\theta_i)} \right)^{\frac{1}{m_i} + 1} \quad (38)$$

and

$$\mathbf{d}_i^p = \frac{\partial \Psi_i}{\partial \boldsymbol{\sigma}_i} = \frac{1}{2\mu_i} \mathbf{s}_i, \quad (39)$$

μ_i being the shear modulus of phase i given by

$$\frac{1}{\mu_i} = \xi_i = \frac{3\dot{\epsilon}_{0i}}{\sigma_{Yi}(\bar{\epsilon}_i^p) h(\theta_i)} \left(\frac{\bar{\sigma}_i}{\sigma_{Yi}(\bar{\epsilon}_i^p) h(\theta_i)} \right)^{\frac{1}{m_i} - 1} \quad (40)$$

and ξ_i being the shear compliance. Then, the equivalent plastic strain rate is given by

$$\dot{\epsilon}_i^p = \left(\frac{2}{3} \mathbf{d}_i^p : \mathbf{d}_i^p \right)^{1/2} = \dot{\epsilon}_{0i} \left(\frac{\bar{\sigma}_i}{\sigma_{Yi}(\bar{\epsilon}_i^p) h(\theta_i)} \right)^{\frac{1}{m_i}}. \quad (41)$$

The selection of a potential is not unique. If the following temperature-dependent function is chosen

$$h(\theta_i) = \left(\frac{\theta_i}{\theta_{0i}} \right)^{v_i}, \quad (42)$$

v_i being the thermal sensitivity of phase i and θ_{0i} a reference temperature, the proposed potential has the advantage of leading to a power law for both viscous and thermal effects. These laws are commonly accepted to model strain rate hardening and temperature softening (Klepaczko, 1987; Molinari et al., 2002; Mercier and Molinari, 2004; Khan et al., 2007). Using a Ludwik law

$$\sigma_{Yi}(\bar{\epsilon}_i^p) = \sigma_{0i} + H_i (\bar{\epsilon}_i^p)^{n_i}. \quad (43)$$

Eq. (41) leads to the following thermoviscoplastic law for each phase

$$\bar{\sigma}_i = \left(\sigma_{0i} + H_i (\bar{\epsilon}_i^p)^{n_i} \right) \left(\frac{\dot{\epsilon}_i^p}{\dot{\epsilon}_{0i}} \right)^{m_i} \left(\frac{\theta_i}{\theta_{0i}} \right)^{v_i}. \quad (44)$$

Different techniques have been proposed to determine the effective properties of viscoplastic heterogeneous materials (Love and Batra, 2006; Mercier and Molinari, 2009). In this work they are calculated with the *modified secant method* proposed by Suquet (1995a,b, 1996), which has been extended for thermal softening effects. Applied to a statistically isotropic and incompressible composite, this method permits to obtain homogeneous properties through the solution of $2N$ non-linear equations, N being the number of phases. In our case the 4 equations are ($i = 1, 2$)

$$\xi_i = \frac{3\dot{\epsilon}_{0i}}{\sigma_{Yi}(\bar{\epsilon}_i^p) h(\theta_i)} \left(\frac{\bar{\sigma}_i}{\sigma_{Yi}(\bar{\epsilon}_i^p) h(\theta_i)} \right)^{\frac{1}{m_i} - 1}, \quad (45)$$

$$\bar{\sigma}_i = \bar{\sigma} \left(\frac{1}{f_i} \frac{\partial \xi_{hom}}{\partial \xi_i} \right)^{1/2} \quad (46)$$

with unknowns ξ_i and $\bar{\sigma}_i$. The homogenization method requires a linear theory providing an expression of the effective compliance ξ_{hom} relating stress and strain rate

$$\mathbf{d}^{slip} = \frac{\xi_{hom}}{2} \mathbf{s}. \quad (47)$$

As proposed by Papatriantafillou et al. (2006), a Hashin-Shtrikman lower bound was chosen to estimate the shear modulus of the homogeneous material, considered as a composite with incompressible phases, distributed statistically uniformly and isotropically. Hashin-Shtrikman bounds for the homogeneous shear modulus $\mu_{hom} = 1/\xi_{hom}$ are given by (see Willis, 1982)

$$\mu_{hom} = \frac{\sum_i f_i \frac{5\mu_i(3\kappa+4\mu)\mu_i}{6\mu_i(\kappa+2\mu)+\mu(9\kappa+8\mu)}}{\sum_i f_i \frac{5\mu(3\kappa+4\mu)}{6\mu_i(\kappa+2\mu)+\mu(9\kappa+8\mu)}}, \quad (48)$$

μ_i is the shear modulus of phase i , and μ and κ the shear and volumetric moduli of the homogeneous comparison material. If each phase is incompressible ($\kappa_i \rightarrow \infty$), the homogeneous shear modulus is given by

$$\mu_{hom} = \frac{\sum_i \frac{f_i \mu_i}{2\mu_i + 3\mu}}{\sum_i \frac{f_i}{2\mu_i + 3\mu}}. \quad (49)$$

This expression yields to the greatest lower bound by setting $\mu = \min(\mu_i)$ for each phase i (Willis, 1982). Then, for an austenite/martensite composite with austenite as soft phase

$$\mu_{hom} = \frac{\mu_a(3f_a\mu_a + 2f_a\mu_m + 5f_m\mu_m)}{3f_a\mu_a + 5f_m\mu_a + 2f_a\mu_m}. \quad (50)$$

The set of non-linear equations were solved using the method proposed by Papatriantafillou et al. (2006). Once they are solved, the effective compliance ξ_{hom} is calculated as μ_{hom}^{-1} using Eq. (50).

- *Temperature increase.* Under adiabatic conditions and with plastic work as only heat source, the heating power equals plastic power, and the temperature rate can be calculated with the following expression

$$\rho c_v \dot{\theta} = \eta^{qt} \bar{\sigma} \dot{\epsilon}^{slip}, \quad (51)$$

η^{qt} being the Quinney–Taylor coefficient (considered constant), c_v the specific heat and ρ the density which, according to the principle of mass conservation, is updated as

$$\rho = \frac{\rho_0}{\det(\mathbf{F})}. \quad (52)$$

\mathbf{F} being the deformation gradient tensor. Alternatively, the temperature increment may be calculated by averaging the two phases of the steel

$$\dot{\theta} = \sum_{i=1}^2 f_i \frac{\eta_i^{qt}}{\rho_i c_{vi}} \bar{\sigma}_i \dot{\epsilon}_i^p. \quad (53)$$

A similar additive expression was used by Kuchniki et al. (2008) to define the temperature change taking into account slip strain rates on different slip systems. No difference was found in the numerical results using Eq. (51) or Eq. (53) taking the same densities, specific heat coefficients and Quinney–Taylor coefficients for all phases; thus, the first one was adopted for simplicity.

The contribution of latent heat due to phase transformation has been identified by Rusinek and Klepaczko (2009) as a non-negligible heat source during plastic deformation of steels exhibiting $\gamma \rightarrow \alpha'$ transformation. However the experimental data does not allow a precise determination of the latent heat that would be required to consider it in the model through an additional term in the equation of the first principle of thermodynamics (Eq. (51)). Since the most widely used value of the Quinney–Taylor coefficient for steels is $\eta^{qt} = 0.9$ and the upper value of latent heat in dynamic tensile test at $\dot{\epsilon} \geq 10 \text{ s}^{-1}$ is 10% compared to the average temperature rise due to plastic work (according to the estimation by Rusinek and Klepaczko, 2009), a value of $\eta^{qt} = 1$ has been chosen to consider both sources of heat: the conversion of plastic work and the martensitic transformation.

4. Integration procedure

4.1. Constitutive model in a corotational frame

For the integration of the above set of nonlinear rate equations in a finite deformation frame, incremental objectivity is achieved by rewriting them in a corotational configuration (Simo and Hughes, 1998; Doghri, 2000; Hagege, 2004). To formalize this approach, $\boldsymbol{\varpi}$ being a spatial skew-symmetric tensor, a group of rotations \mathfrak{R} can be generated so that

$$\dot{\mathfrak{R}} = \boldsymbol{\varpi} \mathfrak{R}, \quad \mathfrak{R}_{(t=0)} = \mathbf{1} \quad (54)$$

with

$$\boldsymbol{\varpi} = -\boldsymbol{\varpi}^T \quad (55)$$

and

$$\mathfrak{R}^{-1} = \mathfrak{R}^T, \quad (56)$$

t being time. Typical choices of $\boldsymbol{\varpi}$ include the spin tensor \mathbf{w} and the tensor $\boldsymbol{\Omega}$ defined as

$$\boldsymbol{\Omega} = \dot{\mathbf{R}} \mathbf{R}^T, \quad (57)$$

where \mathbf{R} is the polar rotation tensor. The Cauchy stress tensor and the rate of deformation tensor are rotated as

$$\boldsymbol{\sigma}_{\mathfrak{R}} = \mathfrak{R}^T \boldsymbol{\sigma} \mathfrak{R}, \quad \mathbf{d}_{\mathfrak{R}} = \mathfrak{R}^T \mathbf{d} \mathfrak{R}. \quad (58)$$

Time differentiation of the rotated Cauchy stress leads to

$$\dot{\boldsymbol{\sigma}}_{\mathfrak{R}} = \mathfrak{R}^T (\dot{\boldsymbol{\sigma}} + \boldsymbol{\sigma} \boldsymbol{\omega} - \boldsymbol{\omega} \boldsymbol{\sigma}) \mathfrak{R} = \mathfrak{R}^T \boldsymbol{\sigma}^\nabla \mathfrak{R}. \quad (59)$$

Here, $\boldsymbol{\sigma}^\nabla$ coincides with the Jaumann stress rate if $\boldsymbol{\omega} = \mathbf{w}$. The Hughes–Winget algorithm (Hughes and Winget, 1980) is used to compute \mathfrak{R} in this case with an approximated formula valid for small increments. If $\boldsymbol{\omega}$ is chosen to be equal to $\boldsymbol{\omega}$ (and hence $\mathfrak{R} = \mathbf{R}$), $\boldsymbol{\sigma}^\nabla$ coincides with the Green–Naghdi–McInnis stress rate (Khan and Huang, 1995). Thus, a complicated objective stress rate can be computed as a simple time derivative. Taking advantage of the orthogonality of \mathfrak{R} , the symmetry of the Cauchy stress and rate of deformation tensors and the isotropy of the elastic tensor ($\mathbf{C}_{\mathfrak{R}} = \mathbf{C}$), the constitutive equations defined above, in which tensors are involved, are form-identical in the corotational configuration but with spatial variables now replaced by rotated variables. Moreover, all the constitutive equations of the model involving only scalars remain unchanged.

The increment of total deformation in the corotational frame $\Delta \boldsymbol{\varepsilon}_{\mathfrak{R}}$, needed for the corotational formulation of Eq. (61) could be determined by an objective approximation of the rate of deformation tensor $\mathbf{d}_{n+1/2}$ calculated by the midpoint rule (Simo and Hughes, 1998; Doghri, 2000).

4.2. Discretization of the constitutive equations

Within the finite element method, the integration process is local in space, it occurs at quadrature points of the finite elements. The incremental integration of the constitutive model is regarded as a strain-driven process, in which the total strain tensor increment at each quadrature point is given at a certain time and both the stress and the state variables should be updated. Within the frame of the corotational configuration, the return mapping algorithm is proposed to solve the above equations. An implicit scheme is used to discretize all the equations. Although all the variables ($\boldsymbol{\sigma}$, \mathbf{s} , \mathbf{N} , $\bar{\sigma}$, σ_H , A_f , B_f , ζ^{hom} , A_σ , \hat{e}_a^p , f_a , ρ , θ) are evaluated at time $n + 1$, the subindex is omitted for simplicity. The corresponding updated stress is then written as

$$\boldsymbol{\sigma} = \boldsymbol{\sigma}^{trial} + \Delta \boldsymbol{\sigma}^\theta + \Delta \boldsymbol{\sigma}^{ret}, \quad (60)$$

where trial stress is given by

$$\boldsymbol{\sigma}^{trial} = \boldsymbol{\sigma}_n + \mathbf{C} : \Delta \boldsymbol{\varepsilon} \quad (61)$$

with $\boldsymbol{\sigma}_n$ being the stress at time n and $\Delta \boldsymbol{\varepsilon}$ the increment of total deformation. The increment due to thermal stress is calculated with

$$\Delta \boldsymbol{\sigma}^\theta = -3K\alpha_\theta \Delta \theta \mathbf{1} \quad (62)$$

and $\Delta \boldsymbol{\sigma}^{ret}$ is given by

$$\Delta \boldsymbol{\sigma}^{ret} = -\mathbf{C} : \Delta \boldsymbol{\varepsilon}^p = -\mathbf{C} : (\Delta \boldsymbol{\varepsilon}^{slip} + \Delta \boldsymbol{\varepsilon}^{nucl}) = -\mathbf{C} : (\Delta \varepsilon_q \mathbf{N} + \Delta \varepsilon_V \mathbf{1}) \quad (63)$$

with

$$\Delta \varepsilon_q = \frac{1}{3} \bar{\sigma} \zeta^{hom} \Delta t + A_\sigma \Delta f_m, \quad (64)$$

$$\Delta \varepsilon_V = \frac{1}{3} \Delta f_m \Delta V. \quad (65)$$

The increments in martensite volumetric fraction f_m and thermodynamic driving force g are given by

$$\Delta f_m = f_a \left(A_f \hat{e}_a^p \Delta t + B_f \Delta g \right), \quad (66)$$

$$\Delta g = \frac{g_0 g_1 \Delta \theta}{M_d - M_s^\sigma} \exp \left(g_1 \frac{\theta - M_s^\sigma}{M_d - M_s^\sigma} \right) + g_2 \left(\frac{\sigma_H}{\bar{\sigma}} - \frac{\sigma_H}{\bar{\sigma}} \Big|_n \right), \quad (67)$$

ζ^{hom} in Eq. (64) and \hat{e}_a^p in Eq. (66) are determined with the homogenization process. Symbol $|_n$ in Eq. (67) indicates that corresponding variables should be evaluated at the beginning of the time step. The functional dependency of Δf_m shows that the model takes into account the historical effects of strain rate, temperature, and loading path on the martensitic transformation. Eq. (60) then leads to the following expression for updated stress

$$\boldsymbol{\sigma} = \boldsymbol{\sigma}^{trial} - 3K\alpha_\theta \Delta \theta \mathbf{1} - 2G\Delta \varepsilon_q \mathbf{N} - 3K\Delta \varepsilon_V \mathbf{1} \quad (68)$$

with deviatoric and hydrostatic parts

$$\mathbf{s} = \mathbf{s}^{trial} - 2G\Delta \varepsilon_q \mathbf{N}, \quad (69)$$

$$\sigma_H = \sigma_H^{trial} - 3K\alpha_\theta \Delta \theta - 3K\Delta \varepsilon_V. \quad (70)$$

From Eq. (68), it is easily shown that \mathbf{s} and \mathbf{s}^{trial} are collinear, and then \mathbf{N} is known once the trial stress has been calculated

$$\mathbf{N} = \frac{3}{2} \frac{\mathbf{s}}{\bar{\sigma}} = \frac{3}{2} \frac{\mathbf{s}^{trial}}{\bar{\sigma}^{trial}}, \quad (71)$$

leading to the following scalar equation

$$\bar{\sigma} = \bar{\sigma}^{trial} - 3G\Delta\epsilon_q. \quad (72)$$

The volume fraction of austenite may be calculated with the following expression

$$f_a = 1 - (f_m|_n + \Delta f_m). \quad (73)$$

Symbol $|_n$ in Eq. (73) indicates that f_m should be evaluated at the beginning of the time step. Finally, the temperature increment $\Delta\theta$ is determined with

$$\Delta\theta = \frac{\eta^{qt}}{\rho c_v} \bar{\sigma} \dot{\epsilon}^{slip} \Delta t. \quad (74)$$

The set of non-linear incremental equations is solved with an iterative algorithm, which has been implemented in ABAQUS/Explicit (HKS, 2003) through a user subroutine VUMAT. This code performs the integration of the constitutive model in a corotational frame defined by the polar rotation tensor \mathbf{R} , corresponding to the Green–Naghdi–McInnis objective stress rate. The numerical tool serves to analyze the influence of adiabatic temperature increase during the deformation of austenitic steels exhibiting SIMT.

5. Strain induced martensitic transformation in AISI 304 steel at high strain rates

If the number of related publications is taken into account (Iwamoto et al., 1998; Angel, 1954; De et al., 2006; Hecker et al., 1982; Mertinger et al., 2008; Tomita and Iwamoto, 1995; Tomita and Iwamoto, 2001), the AISI 304 can be considered to be the reference metastable austenitic stainless steel for studying the SIMT process. The AISI 304 belongs to the type called high-alloy TRIP steels. These types of steel contain a large amount of alloying elements such as Cr and Ni, improving pitting and corrosion resistance. The chemical composition of the material is given in Table 1.

This steel grade is considered the most versatile and most widely used stainless steel. It serves a wide range of applications because of its strength, work hardening and ductility, as well as its excellent formability. Such improved mechanical properties are a direct result of the martensitic transformation occurring in this material during the course of plastic deformation. Therefore, determination of the loading conditions under which martensite is formed in the AISI 304 is desirable. This is useful for evaluating the benefits that this material could provide in engineering applications.

Recent works conducted by the authors (Rusinek et al., 2010; Rodríguez-Martínez et al., 2010b, 2011) follow that direction, examining the ability of this steel grade for energy absorption under impact loading. It has been observed that the performance of the AISI 304 under impact was excellent in comparison with other commercial steel grades (Rodríguez-Martínez et al., 2010b). The authors determined that the main cause behind such noticeable behavior was the considerable amount of martensite formed in the AISI 304 under dynamic loading (Fig. 1). This finding has major relevance since the martensitic transformation under impact loading is not usual in TRIP steels (Rodríguez-Martínez et al., 2010a); the strong temperature increase associated with dynamic loadings tends to stabilize the austenite, avoiding the phase transformation.

The task is to evaluate the suitability of this constitutive description as predictive tool of the martensitic transformation occurring within the range of strain rates $\dot{\epsilon} \geq 10 \text{ s}^{-1}$ (in which the material deformation process can be assumed adiabatic). Thus, the AISI 304 is presented as a good candidate for such a goal. Next, the constitutive model parameters are identified.

6. Identification of the constitutive model parameters for the AISI 304 steel

The identification procedure is split into two parts:

- Identification of the material parameters involved in the strain hardening/softening definition of the single phases, Eq. (44) (i. e. determination of the strain, rate and temperature sensitivity of the phases).
- Identification of the material parameters involved in the kinetics of the SIMT process, Eqs. (12), (15), (21), (22), (29)–(31) and (34).

Table 1
Chemical composition of AISI 304 steel (% weight).

C	Mn	Cr	Ni	Mo	Cu	Si	Nb
0.06	1.54	18.47	8.30	0.30	0.37	0.48	0.03




Fig. 1. (a) Perforation of an AISI 304 steel sheet by a non-deformable conical projectile (Rusinek et al., 2011). (b) SEM micrograph of an AISI 304 steel sheet subjected to perforation by a non-deformable conical projectile (Rusinek et al., 2011).

6.1. Identification of the material parameters involved in the mechanical behavior of the phases

Identification of the strain, rate and temperature sensitivity of the phases is supported by the experimental data reported in Rodríguez-Martínez et al. (2011) and Huang et al. (1989). The mechanical behavior of each phase is modified by the alloying elements and by the interaction between phases. Thus, strain hardening of a given phase may depend on the specific material considered. For a particular solid phase, the literature shows quite different behaviors. For such a problem to be avoided, the samples used in this work to determine the mechanical response of the phases and the specimens used to validate the constitutive model (see Section 7) are obtained from the same steel sheet.

Thus, the stress–strain curves of austenite and martensite provided by Rodríguez-Martínez et al. (2011) are the basis for the calibration of the work hardening parameters. Strain hardening curves of the phases were obtained from in situ tensile tests. This type of tensile testing consists of mounting the sample in a tensile micromachine (Pesci et al., 2006) which is directly placed under a PROTO goniometer. Using X-Rays Diffraction (XRD) technique, the stress was determined in each phase during the course of plastic deformation. The range of strain rate covered in such tests was $10^{-5} \leq \dot{\epsilon} \leq 10^{-3} \text{ s}^{-1}$. This experimental arrangement does not allow for dynamic testing. In fact, the authors are unaware of any experimental stress–strain curves of single phases obtained under dynamic loading for a two-phase material. Fitting the experimental data to Eq. (43) for austenite and martensite, the flow stress and strain hardening material parameters of both phases are thus obtained (Fig. 2).

In the case of austenite, according to the experiments, both flow stress level and work hardening are properly defined by applying Eq. (43), Fig. 2-a. However, it was not possible to measure the stress in martensite in the case of $\bar{\epsilon}^p < 0.25$ because of the very low intensity of the corresponding diffraction peaks. For such a range of strains, the volume fraction of martensite appears to be quite reduced at low strain rates, certainly $f_m < 5\%$. This hampers a proper determination of the stress in martensite using XRD (Rodríguez-Martínez et al., 2011). Therefore, an extrapolation of the available experimental data has been performed to the range $\bar{\epsilon}^p < 0.25$ in order to identify flow stress and work hardening parameters of martensite (Fig. 2-b).

The next step is to determine the rate and temperature sensitivity of each phase. As previously mentioned, it was not possible to perform in situ tensile tests for $\dot{\epsilon} > 10^{-3} \text{ s}^{-1}$. For such limitations to be avoided, the rate sensitivity of both phases is assumed to be identical to the rate sensitivity of the homogenized material. Using the experimental data reported in Rusinek et al. (2010), the rate sensitivity parameter in Eq. (44) is determined (identical value of the rate sensitivity parameter for both phases), Fig. 3-a. In the same manner, using the experimental data reported in Huang et al. (1989), the temperature sensitivity parameter in Eq. (44) is determined (identical value of the temperature sensitivity parameter for both phases), Fig. 3-b.

The values of the material parameters involved in the strain, rate, and temperature dependency of the single phases are listed in Table 2. Conventional physical constants of steel can be determined from material handbooks, Table 3. Material density ρ , specific heat c_p and thermal expansion coefficient α_p have been assumed constant since temperature dependence of these material parameters within the range $200 < \theta < 500 \text{ K}$ is rather small as reported elsewhere (Kim et al., 2010; Shiue et al., 2004).

6.2. Identification of the material parameters involved in SIMT kinetics

The material parameters involved in the kinetics of the SIMT were partially identified following the work by Iwamoto and Tsuta (2002). In that work, the authors applied a constitutive model based on the work of Olson and Cohen (1975) for the

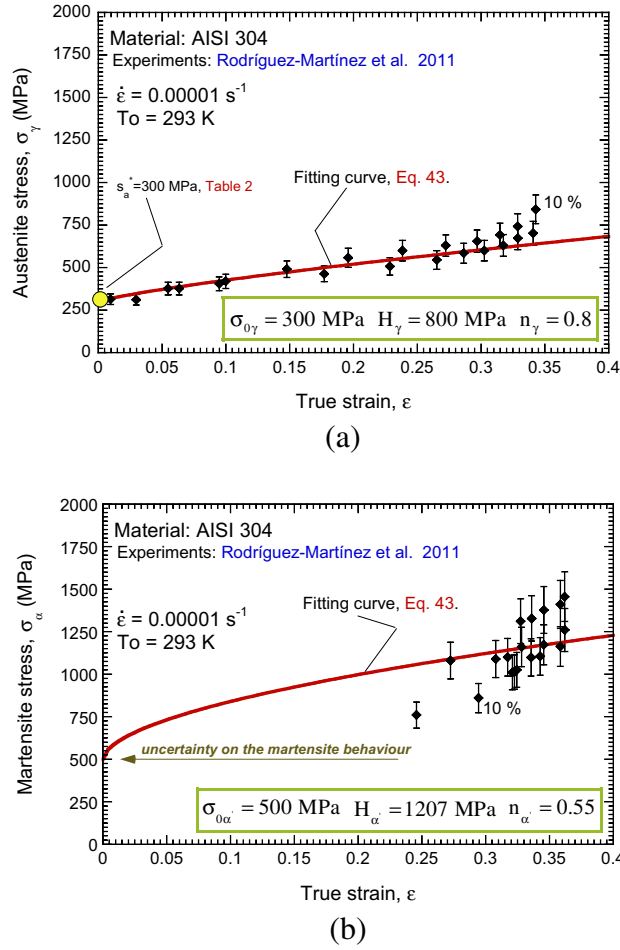


Fig. 2. Determination of the flow stress and strain hardening material parameters involved in Eq. (43) for (a) austenite and (b) martensite using the experimental data reported in Rodríguez-Martínez et al. (2011).

evaluation of the fracture toughness of the AISI 304 under static loading. Similarities in terms of formulation between the constitutive model used in the aforementioned work and the one developed in this paper were found. The values of some constants involved in Eqs. (21), (22), (30), (31) and (34) are taken directly from Iwamoto and Tsuta (2002) (Table 4).

Some other constants involved in Eqs. (12), (21), (29) and (30), basically those related to the temperature sensitivity of the transformation kinetics (therefore, directly tied to the temperature rise under dynamic loading which is not considered by Iwamoto and Tsuta (2002)), were determined based on the experimental observations reported by Rodríguez-Martínez et al. (2011). The determination procedure can be summarized in the following three steps:

- A single curve $\sigma - \epsilon$ drawn from a dynamic tensile test is taken as reference.
- A numerical model representing the aforementioned tensile test is developed.
- Identification of the material parameters α_0 , α_1 , g_0 , g_1 involved in Eqs. (33) and (31) is phenomenologically conducted for the best correlation between numerical results and experiments.

The tensile experiment taken as reference (Rodríguez-Martínez et al., 2011) was performed at $\dot{\epsilon} = 200 \text{ s}^{-1}$ and $T_0 = 293 \text{ K}$ using a fast hydraulic machine. Then, the numerical model is developed; the geometry and dimensions of the specimen used in the simulations are shown in Fig. 4-a. The numerical sample coincides with the ones used in the experiments. Its impacted side is subjected to a constant velocity during the simulation. The movements of the impacted side are restricted to the axial direction and the opposite impact side is embedded. Such configuration idealizes the boundary conditions required for the test and guarantees the uniaxial tensile state in the active part of the specimen during loading. It must be noted that, in experiments, such an arrangement might be difficult to establish: the applied velocity may not be constant throughout the entire test, transversal displacements of the specimen may occur at the beginning of loading. However, this numerical configuration is suitable to impose a controlled level of deformation rate on the active part of the samples during the

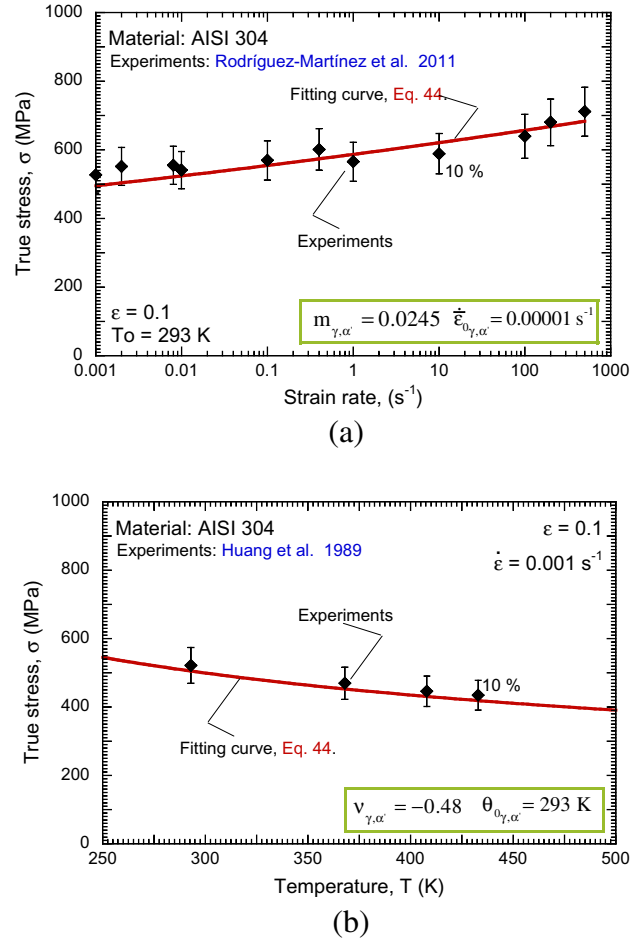


Fig. 3. Determination of the rate and temperature sensitivity material parameters involved into Eq. (44) using the experimental data reported in Rodríguez-Martínez et al. (2011) and Huang et al. (1989) for AISI 304 steel.

Table 2
Material parameters involved in Eqs. (44) and (51).

Symbol	Property and units	Value
$\sigma_{0\gamma}, \sigma_{0\alpha'}$	Yield stress at reference strain rate and temperature (MPa), Eq. (44)	300, 500
$H_{\gamma}, H_{\alpha'}$	Hardening modulus (MPa), Eq. (44)	800, 1207
$n_{\gamma}, n_{\alpha'}$	Strain hardening exponent, Eq. (44)	0.8, 0.55
$\dot{\epsilon}_{0\gamma}, \dot{\epsilon}_{0\alpha'}$	Reference strain rate (s^{-1}), Eq. (44)	10^{-5}
$m_{\gamma}, m_{\alpha'}$	Rate sensitivity parameter, Eq. (44)	0.0245
$\theta_{0\gamma}, \theta_{0\alpha'}$	Reference temperature (K), Eq. (44)	293
$v_{\gamma}, v_{\alpha'}$	Temperature sensitivity parameter, Eq. (44)	-0.48
η^{qt}	Quinney-Taylor coefficient, Eq. (51)	1

simulations. Moreover, it should be highlighted that the consideration of a viscoplastic material model acts as a regularization method for solving mesh-dependent strain softening problems of plasticity (Glema et al., 2000). Rate dependent plasticity implicitly introduces a length-scale parameter into the boundary value problem, diffusing the localization region (Voyiadjis and Abed, 2006). This adequately helps to well-pose the boundary value problem (Nemes and Eftis, 1993).

The mesh used consists of 556 eight-node tri-linear elements with reduced integration (C3D8R in ABAQUS notation). The mesh was derived from a mesh sensitivity analysis. It provides results in terms of stress-strain curves and volume fraction of martensite (practically) independent of the mesh density. The integral viscoelastic approach available in ABAQUS/Explicit

Table 3

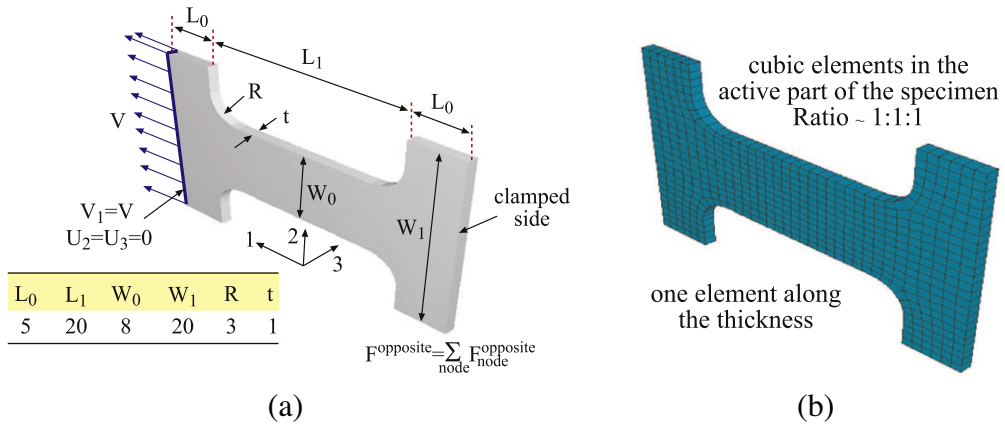
Conventional physical constants for steel in Eqs. (36) and (51).

Symbol	Property and units	Value
ρ	Density (kg/m ³), Eq. (51)	7850
c_v	Specific heat (J/kgK), Eq. (51)	500
α_θ	Thermal expansion coefficient (K ⁻¹), Eq. (36)	10 ⁻⁵

Table 4

The transformation kinetics parameters, Eqs. (12), (21), (22), (29)–(31), and (34).

Symbol	Property and units	Value
Δ_V	Relative volume change due to transformation (m ³), Eq. (22)	0.02 Iwamoto and Tsuta (2002)
A_0	Dimensionless material constant, Eq. (21)	0.02(Iwamoto and Tsuta, 2002)
A_1	Dimensionless material constant, Eq. (21)	0.02(Iwamoto and Tsuta, 2002)
σ_a^*	Reference austenitic stress (MPa), Eq. (21)	300 (Fig. 2-a)
g_0	Dimensionless material constant, Eq. (30)	−30.00
g_1	Dimensionless material constant, Eq. (30)	4.10
g_2	Dimensionless material constant, Eq. (30)	76.10 (Iwamoto and Tsuta, 2002)
M_d	Upper limit temperature for SIMT (K), Eq. (12)	443 (Rodríguez-Martínez et al., 2011)
M_s^o	Lower limit temperature for SIMT (K), Eq. (12)	173 (Rodríguez-Martínez et al., 2011)
α_0	Dimensionless material constant, Eq. (29)	8.5
α_1	Dimensionless material constant, Eq. (29)	0.59
β_0	Dimensionless material constant, Eq. (34)	14.5 (Iwamoto and Tsuta, 2002)
n	Dimensionless material constant, Eq. (34)	4.5 (Iwamoto and Tsuta, 2002)
\bar{g}	Dimensionless mean, Eq. (31)	−87 (Iwamoto and Tsuta, 2002)
s_g	Standard deviation, Eq. (31)	129.5 (Iwamoto and Tsuta, 2002)

**Fig. 4.** (a) Geometry and dimensions (mm) of the specimen used in the numerical simulations. (b) Mesh configuration used in the numerical simulations.

has been used to prevent hourglass deformation modes; the scale factor used for all hourglass stiffnesses was chosen equal to one. According to the considerations reported by Zukas and Scheffer (2000) the active part of the specimen has been meshed using elements whose aspect ratio was close to 1:1:1 ($\approx 1 \times 1 \times 1 \text{ mm}^3$) (Fig. 4-b); this leads to an average integration time step $\Delta t \approx 9 \cdot 10^{-8} \text{ s}$.

Finally, experimental and numerical stress–strain curves are compared. The values of the constants α_0 , α_1 , g_0 , g_1 are obtained for the best fitting condition (least square method), Fig. 5.

The complete set of constants involved in the kinetics of the martensitic transformation is listed in Table 4.

Once the constitutive model parameters are determined, the suitability of the constitutive description developed in this paper for predicting the martensitic transformation occurring in AISI 304 steel under dynamic loading is examined.

7. Validation of the constitutive model: comparison between experiments and numerical simulations

Validation of the computational model via simulation of structural impact processes (i.e. crash-box structures impact, perforation of plates...) implies to consider complex shapes to reproduce the tested samples (i.e. strong bending and petaling in the case of perforation of plates, multiple buckling in the case of crash-box structures, etc...). This avoids potential

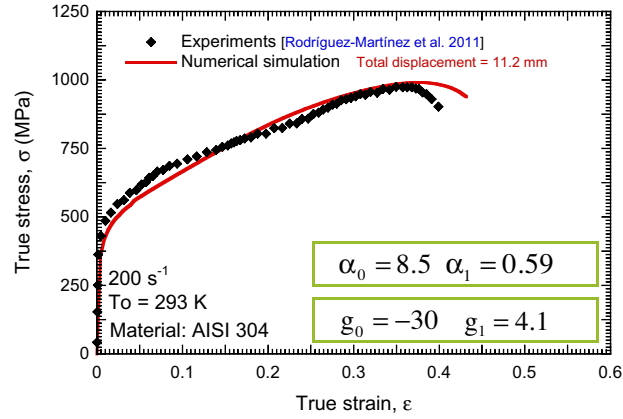


Fig. 5. Comparison between numerical predictions of the FE model and experiment performed at $\dot{\epsilon} = 200 \text{ s}^{-1}$ for $T_0 = 293 \text{ K}$ (Rodríguez-Martínez et al., 2011). The best correlation condition allows the identification of the parameters α_0 , α_1 , g_0 , g_1 .

measurements of the volume fraction of martensite in the tested specimens using *regular* experimental techniques such as XRD, which require flat surfaces for measuring (Rodríguez-Martínez et al., 2010a).

Therefore, for the validation, dynamic tensile tests were performed by the authors (different ones from those involved in the calibration procedure) at strain rates within the range $10 \leq \dot{\epsilon} \leq 500 \text{ s}^{-1}$ (Rodríguez-Martínez et al., 2011). The surface of sheet tensile samples remains flat after testing. This allows the determination of the volume fraction of martensite in the post mortem specimens using XRD and therefore enables validation concerning the transformation kinetics (Rodríguez-Martínez et al., 2011). The range of loading rates covered during the experiments agrees with that expected in engineering applications such as crashworthiness (Rusinek et al., 2008), in which TRIP steels are frequently used.

Next, the numerical predictions are compared with experiments. The numerical model applied is the one illustrated in Fig. 4.

The validation of the constitutive model is conducted as follows:

- Experimental macroscopic stress–strain curves measured within the range of strain rates $10 \leq \dot{\epsilon} \leq 500 \text{ s}^{-1}$ at room temperature are compared with numerical predictions.
- Final volume fraction of martensite measured in samples tested within the range of strain rates $10 \leq \dot{\epsilon} \leq 500 \text{ s}^{-1}$ at room temperature is compared with the numerical predictions. Dynamic tests do not allow the time history of the evolution of the volume fraction of martensite to be measured over the course of plastic deformation.

Regarding the stress–strain behavior of the material, Fig. 6 shows the good correlation between experiments and numerical simulations. The constitutive model developed is able to define the flow stress as well as the strain hardening of the material for the loading conditions considered. In addition, the numerical simulations predict the saturation condition of the macroscopic stress–strain curves in close agreement with experiments. It is well established that, in tensile tests, necking formation is basically tied to material flow stress level, strain hardening and strain rate sensitivity (Rodríguez-Martínez, 2010). Only in the case of $\dot{\epsilon} = 500 \text{ s}^{-1}$, Fig. 6-c, a difference between experiments and simulation takes place. This discrepancy may be related to perturbations on the testing velocity at the beginning of the experiment related to inertia effects frequently observed in high rate tensile testing (Rusinek et al., 2005). Such perturbation of the applied velocity, which is not considered in the simulation, may induce strain rate history effects (structure evolution) on the material behavior (Klepaczko and Rezaig, 1996) that affect the final elongation of the sample.

According to the experimental observations, the simulations predict that austenite plays the role of the soft phase in the material deformation behavior, Fig. 7. It absorbs a major part of the energy supplied to the sample promoting the transformation. The strain as well as the strain rate of the austenite are quite close to the homogenized ones and much larger than those corresponding to the martensite. This behavior triggers the transformation which, as mentioned above, increases flow stress and strain hardening of the material, as illustrated in Fig. 7.

The SIMT process can be split into different stages, which can be defined as a function of the sample straining (Fig. 8).

- Stage I – $\bar{\epsilon}^p \leq 0.1$: The numerical simulations predict the onset of the transformation at the very beginning of the loading process. This is consistent with the experimental evidence reported in Fig. 2-a. Low sample straining leads to the formation of martensite at the center of the active part of the specimen. Concerning the volume fraction of martensite, no relevant differences are observed within the range of strain rates tested in the simulations.

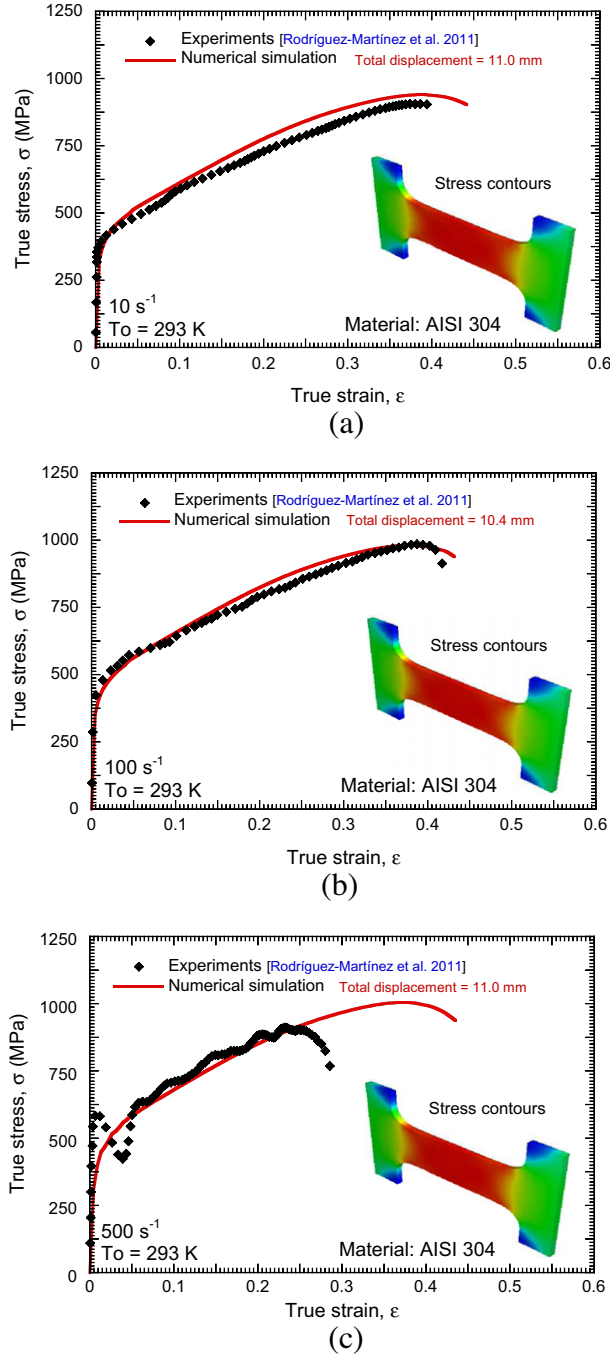


Fig. 6. Comparison between numerical predictions of the FE model and experiments at $T_0 = 293$ K Rodríguez-Martínez et al. (2011). (a) $\dot{\epsilon} = 10$ s⁻¹, (b) $\dot{\epsilon} = 100$ s⁻¹, (c) $\dot{\epsilon} = 500$ s⁻¹.

- Stage II – $0.1 < \bar{\epsilon}^p < 0.3$: Greater sample straining tends to homogenize the deformation throughout the sample. Consequently, the numerical simulations predict a quite constant volume fraction of martensite throughout the active part of the specimen. At this stage, no relevant differences are observed concerning the numerical results for the range of strain rates tested.
- Stage III – $\bar{\epsilon}^p \geq 0.3$: A higher strain level emphasizes the role played by the deformation rate on the SIMT process. At this stage, the numerical simulations predict a markedly decreasing volume fraction of martensite with an increasing loading rate, Fig. 8. The major role played by the temperature rise with respect to the SIMT process becomes evident. This observation agrees with the experimental observations reported by several authors (Rusinek and Klepaczko, 2009; Tomita and Iwamoto, 1995).

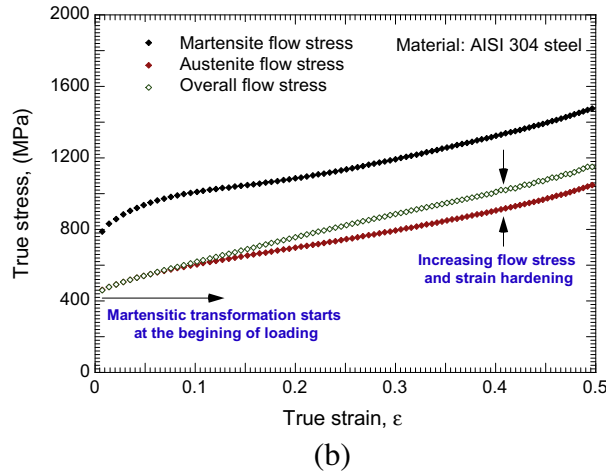
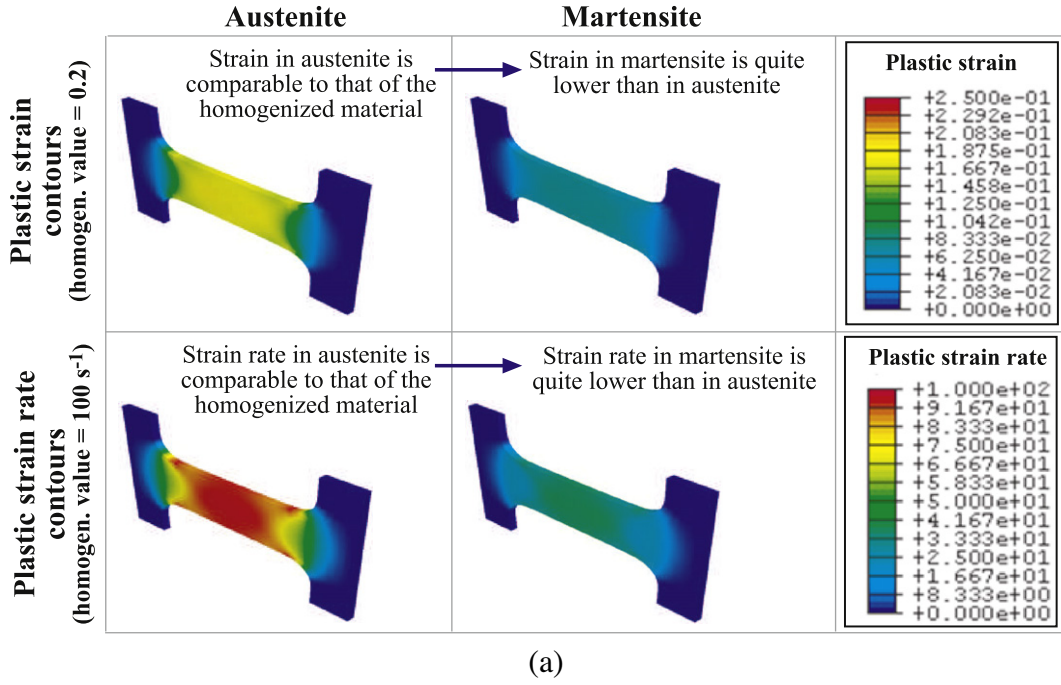


Fig. 7. (a) Contours of strain and strain rate for austenite and martensite, $\bar{\epsilon}^p = 0.2$ and 100 s^{-1} . (b) Evolution of martensite flow stress, austenite flow stress and homogenized flow stress as a function of strain for $\dot{\epsilon} = 100 \text{ s}^{-1}$.

As a means of delving further into the previous analysis, Fig. 9-a illustrates numerical predictions of the volume fraction of martensite as a function of strain and strain rate. The aforementioned decrease in the volume fraction of martensite with increasing strain rate which takes place at large strains is clearly observed. It is noticeable that such a reduction of the volume fraction of martensite comes from very small variations on the material temperature increases, Fig. 9-b. The transformation kinetics is strongly temperature sensitive. Decreasing martensite volume fraction with increasing temperature at large strains is quantified from the simulations as $0.5 (\% f_m/K)$.

Finally, the final volume fraction of martensite predicted by the simulations is compared with that experimentally measured (Fig. 10): good matching is found between numerical predictions and experiments.

The constitutive model proposed in this paper provides successful predictions of the mechanical response of the AISI 304 steel under dynamic loading. The formulation developed shows a good fit with the experimental results of the macroscopic flow stress behavior of the material as well as of the transformation kinetics.

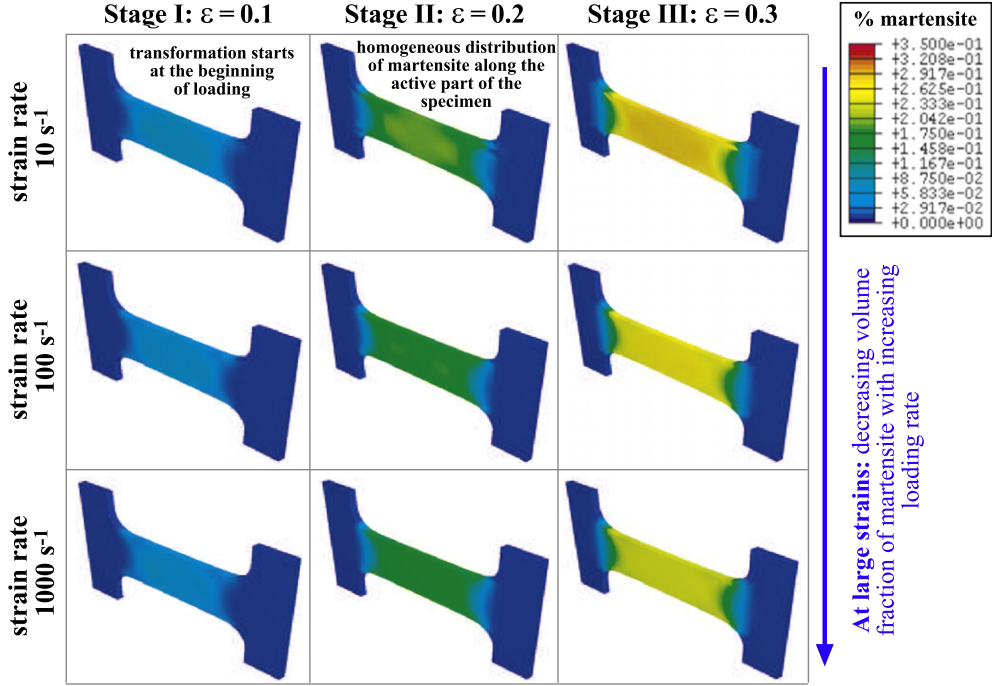


Fig. 8. Contours of the volume fraction of martensite for different loading rates and homogenized strain levels.

8. Numerical analysis of the effect of the martensite transformation on the suitability of the material for energy absorption

As discussed in the first section of this paper, metastable austenitic steels are frequently applied for manufacturing structural elements responsible for absorbing energy under impact. Once the constitutive model has been already validated, determinations can be made concerning the features of the model which play a main role in its ability to describe the dynamic behavior of TRIP steels.

8.1. Effect of temperature on the martensite transformation

The effect of temperature on the martensite transformation is examined. For this task, three different cases will be considered:

- Case I (the reference case): The material behavior is described by the parameter values listed in Tables 2–4. This defines the behavior of the AISI 304 steel.
- Case II: The material does not exhibit SIMT (by application of the condition $\alpha_0 = 0$, Eq. (29)), Table 4. This seeks to examine the role played by the martensitic transformation in the homogenized material behavior.
- Case III: The flow stress of the phases is defined as temperature independent by the application of the condition $\nu = 0$, Eq. (44), Table 2. Solid phases behavior defined as temperature dependent is a new feature of the model developed in this paper. This proves relevant since temperature increase characterizes metal behavior under dynamic loading, leading to thermal softening of each phase.

An analysis of Fig. 11 reveals that Cases II and III deviate significantly from the experimental results. If the martensitic transformation is not considered, flow stress and strain hardening of the material are considerably underestimated. The opposite situation is found when the temperature sensitivity of the solid phases is not taken into account. Then, Case III, material stress level and work hardening are notably overestimated.

The differences concerning material flow level and strain hardening predicted by Cases I, II, and III can be quantified in terms of strain density energy absorbed by the sample. This is defined by the full integral of the stress–strain curve up to saturation, as illustrated in Eq. (75).

$$W_a = \int_0^{\varepsilon_c} \sigma d\varepsilon, \quad (75)$$

where ε_c is the strain at $d\sigma/d\varepsilon = 0$.

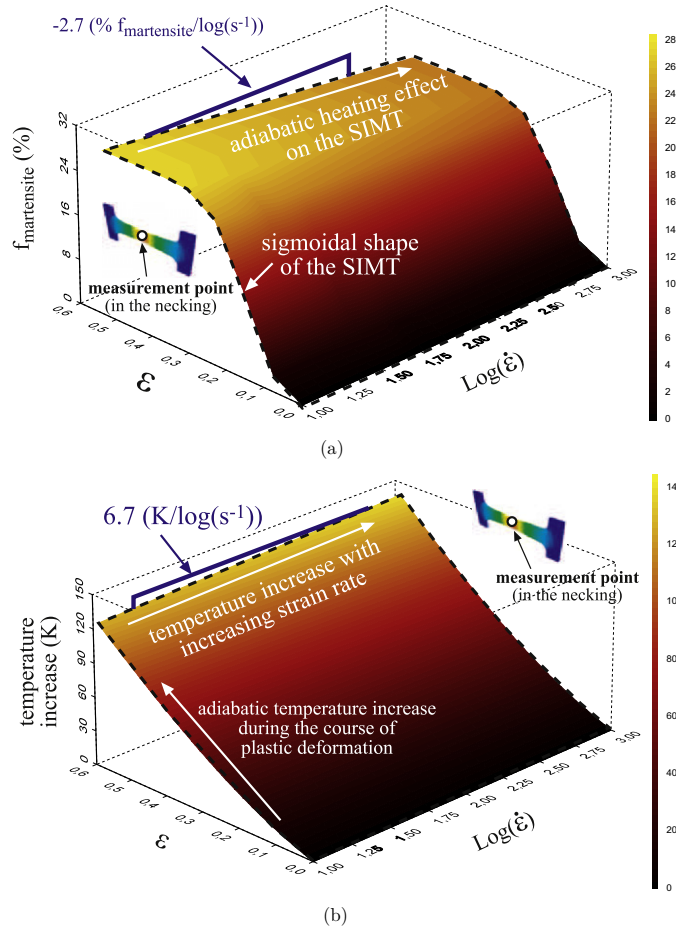


Fig. 9. (a) Numerical predictions of the volume fraction of martensite as a function of strain and strain rate. (b) Numerical predictions of the temperature rise as a function of strain and strain rate.

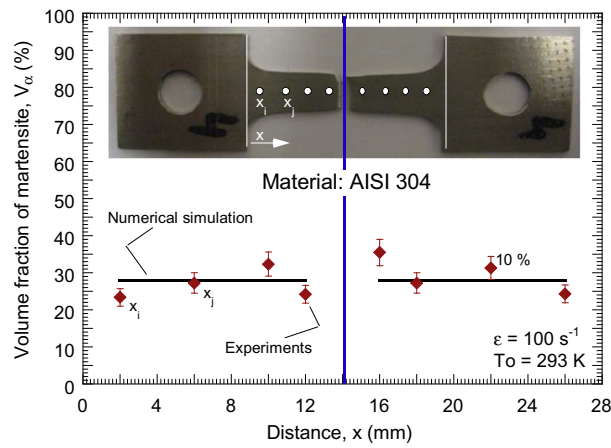


Fig. 10. Volume fraction of martensite in tensile specimens tested at $\dot{\epsilon} = 100 \text{ s}^{-1}$ and room temperature (Rodríguez-Martínez et al., 2011). Comparison between numerical predictions of the FE model and experiments.

Table 5 lists the values calculated from Eq. (75) in the cases considered, Fig. 11, but by percentage differences, taking the values plotted in the experimental curves as reference. The proposed constitutive modeling, Case I, determines properly the energy absorbed by the sample, the difference with experiments being less than 4% for the loading rates

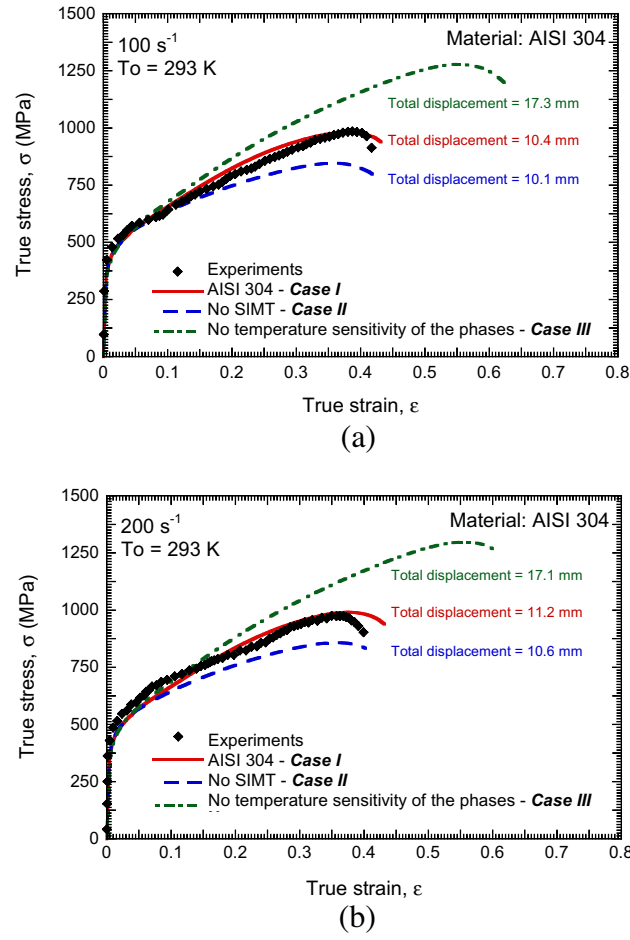


Fig. 11. Comparison between numerical predictions of the FE model and experiments at $T_0 = 293$ K (Rodríguez-Martínez et al., 2011). (a) $\dot{\epsilon} = 100 \text{ s}^{-1}$, (b) $\dot{\epsilon} = 200 \text{ s}^{-1}$.

Table 5

Percentage differences of the energy absorbed by the sample, taking as a reference the values obtained from the experimental curves.

Loading rate (s^{-1})	Experimental values (J/m^3)	Case I	Case II	Case III
100	292.4	3.3%	-16.2%	76.8%
200	296.9	3.3%	-8.9%	89.3%

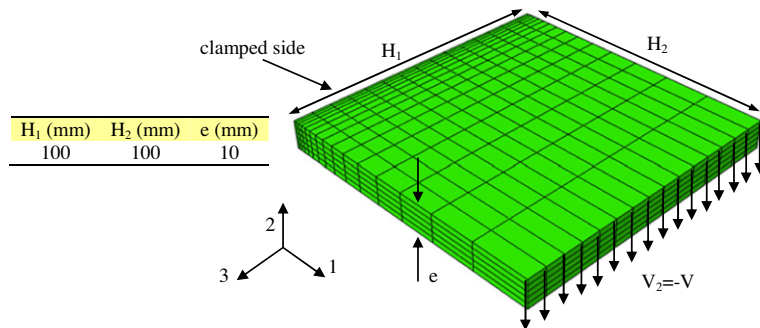


Fig. 12. Numerical configuration used to analyze the effect of stress state on martensite transformation.

analyzed. If the martensitic transformation is not taken into account in the material modeling, Case II, the numerical predictions underestimate the energy absorbed by the sample. The role played by the SIMT on the suitability of the AISI 304 for building protection structures becomes evident. Finally, if the temperature sensitivity of the solid phases is not considered, Case III, the numerical predictions strongly overestimate the sample's energy absorption. Under dynamic loading conditions, temperature rise needs to be taken into account in the constitutive description of the phases. Indeed, it strongly affects the behavior of the homogenized material, determining its ability for energy absorption.

This analysis confirms that modeling of TRIP steels used for protection structures has to be conducted accurately. This task requires that the martensitic transformation occurring at high strain rates be taken into account together with the associated thermodynamic irreversible process which converts plastic work into heat.

Next, the effect of stress state on martensite transformation is examined.

Table 6
Distance from the clamped side along the 1-direction for each pair of elements analyzed.

Element pair	Distance from the clamped side (mm)
1	2.25
2	11.00

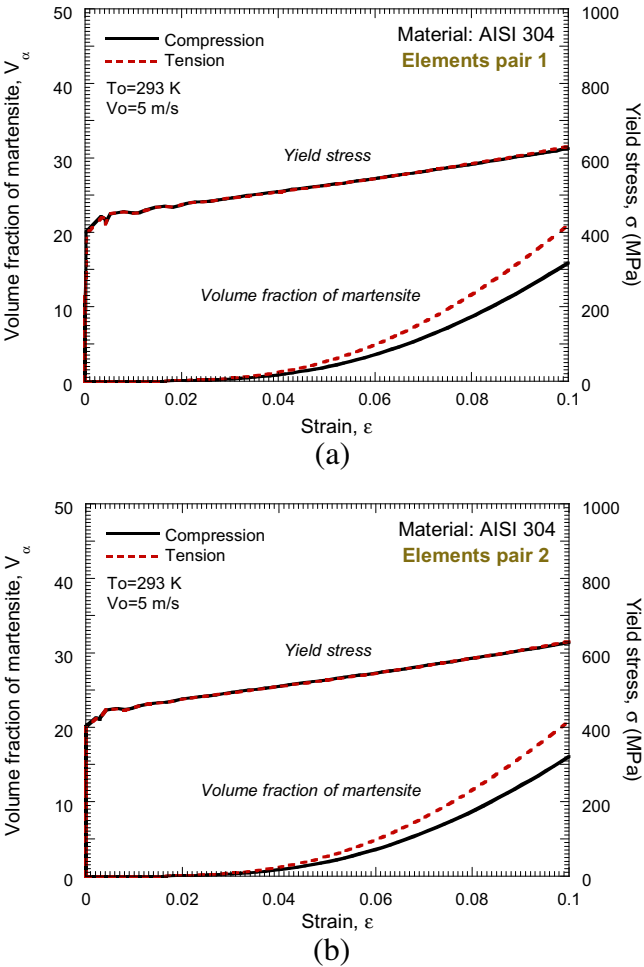


Fig. 13. Evolution of material yield stress and volume fraction of martensite as a function of the homogenized strain for $V_1 = 5$ m/s, (a) elements pair 1 and (b) elements pair 2.

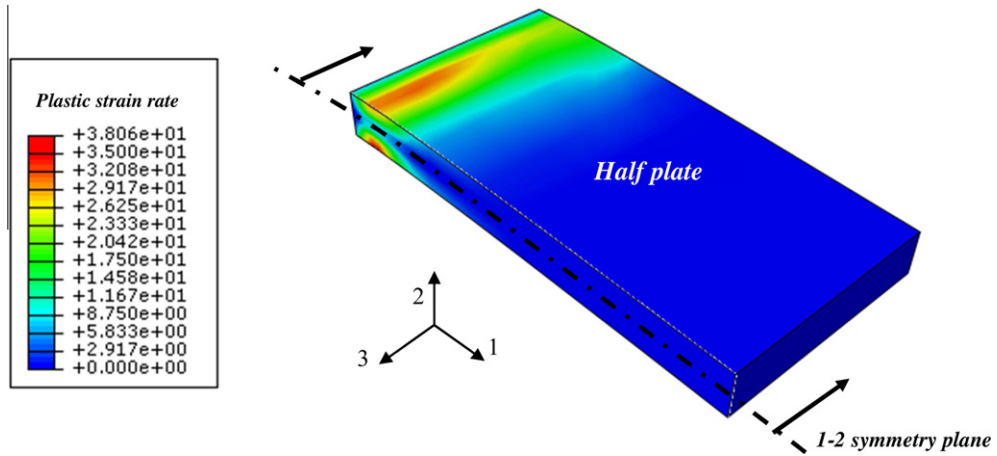


Fig. 14. Contours of strain rate for austenite. $V_2 = 10$ m/s, $t = 7.2 \cdot 10^{-4}$ s.

8.2. Effect of the stress state on the martensite transformation

In order to analyse the effect of stress state on the martensite transformation a numerical model is developed in ABAQUS/Explicit (HKS, 2003). The geometry and dimensions of the specimen used in the simulations are shown in Fig. 12. Its impacted side is subjected to a constant velocity during the simulation and the opposite impact side is embedded. Sides perpendicular to the clamped one (and therefore to the impacted side) are free of constraints. Thus the plate is subjected to bending inducing dominant tension at the top of the sample and dominant compression at the bottom. Two different impact velocities are considered, $V_1 = 5$ m/s and $V_2 = 10$ m/s. The material behavior is described by the parameter values listed in Tables 2–4.

The mesh used consists of 1125 eight-node tri-linear elements with reduced integration, C3D8R in ABAQUS notation. 225 elements are placed in the 1–3 plane and 5 elements along the thickness of the plate (2-direction). The element size diminishes progressively from the impacted end to the clamped side, getting a reduction ratio 15:1 along the 1-direction. The minimum element size is $1.0 \times 2.0 \times 6.6 \text{ mm}^3$, this leads to an average integration time step $\Delta t \approx 10^{-7}$ s. The mesh was derived from a mesh sensitivity analysis. It provides results in terms of stress–strain curves and volume fraction of martensite (practically) independent of the mesh density. Again, the integral viscoelastic approach available in ABAQUS/Explicit has been used to prevent hourglass deformation modes; the scale factor used for all hourglass stiffnesses was chosen equal to one.

Two pairs of elements along the symmetry plane and at different distances from the clamped side are conveniently selected, Table 6. One element of each pair is located at the top of the plate, the other one at the bottom.

Then the homogenized stress, the homogenized strain and the volume fraction of martensite are measured in the selected elements. Fig. 13 illustrates the results obtained for $V_1 = 5$ m/s and for both elements pairs. The yield stress evolution as a function of the homogenized strain practically coincides for both elements; however the martensite formation is larger in the case of the element subjected to (dominant) tension. This is consistent with the experimental evidence reported elsewhere (Young, 1988; Lebedev and Kosarchuk, 2000; Turteltaub and Suiker, 2005).

Next, contours of strain rate for austenite are shown for $V_2 = 10$ m/s at a given time, Fig. 14. It can be seen that the strain rate markedly varies from the clamped end to the free end and from the top part to the bottom. As expected, maximum strain rate level is located close to the embedded site where larger flow stress level takes place.

This analysis attempts to provide further validation of the constitutive model ability for describing the mechanical behaviour of the material under complex loading conditions involving three dimensional states of stress where relevant strain and strain rate gradients may occur.

9. Conclusions

The increasing use of metastable austenitic steels in the industry for crash applications, as well as the high strain rates reached by these alloys during machining and high speed forming, motivates the analysis of their behavior under dynamic loading. Strain hardening of these grades is strongly coupled to their ability to transform the austenitic phase to a harder martensitic phase. This process is markedly influenced by temperature, which is known to increase at high rates of deformation. This reflects the value of considering thermal effects in the analysis of metastable austenitic steels under impact conditions.

Most works available in the literature are restricted to the analysis of strain induced martensitic transformation (SIMT) under isothermal conditions. The present paper complements these former works by an analysis of the role played by temperature in the SIMT process at high strain rates. The analysis is based on the proposal of a constitutive model for two-phase

steels exhibiting SIMT, which considers the effect of temperature adiabatic increase, both in the kinetics of the SIMT and in the softening of the solid phases. The proper development of the constitutive model also required the definition of a systematic procedure for the identification of the material parameters, and a validation with experimental results, both performed for the AISI 304 grade. The results reveal the necessity of considering thermal effects for a suitable definition of martensite formation, strain hardening, and energy absorption at high strain rates.

Acknowledgements

The researchers of the University Carlos III of Madrid are indebted to the Comunidad Autónoma de Madrid (Project CCG10-UC3M/DPI-5596)) and to the Ministerio de Ciencia e Innovación de España (Project DPI/2008-06408) for the financial support received which allowed conducting part of this work.

The authors express their thanks to Mr. Philippe and Mr. Tobisch from the company Zwick for the facilities provided to perform the tensile tests at high strain rates.

References

- Andersson, R., 2005. Deformation characteristics of stainless steels. Ph.D. Thesis, Lulea University of Technology, Sweden.
- Angel, T., 1954. Formation of martensite in austenitic stainless steels. Effects of deformation, temperature and composition. *Journal of Iron and Steel Institute* 177, 165–174.
- Bertram, A., 1999. An alternative approach to finite plasticity based on material isomorphisms. *International Journal of Plasticity* 15, 353–374.
- Brunig, M., Gerke, S., 2011. Simulation of damage evolution in ductile metals undergoing dynamic loading conditions. *International Journal of Plasticity*. doi:10.1016/j.ijplas.2011.02.003.
- Cherkaoui, M., Berveiller, M., Lemoine, X., 2000. Couplings between plasticity and martensitic phase transformation: overall behavior of polycrystalline trip steels. *International Journal of Plasticity* 16, 1215–1241.
- Cherkaoui, M., Berveiller, M., Sabar, H., 1998. Micromechanical modeling of martensitic transformation induced plasticity (TRIP) in austenitic single crystals. *International Journal of Plasticity* 14, 597–626.
- Curtze, S., Kuokkala, V.T., Hokka, M., Peura, P., 2009. Deformation behavior of trip and dp steels in tension at different temperatures over a wide range of strain rates. *Materials Science and Engineering A* 507, 124–131.
- Dachkovski, S., Böhm, M., 2004. Finite thermoplasticity with phase changes based on isomorphisms. *International Journal of Plasticity* 20, 323–334.
- Dan, W.J., Li, S.H., Zhang, W.G., Lin, Z.Q., 2008. The effect of strain-induced martensitic transformation on mechanical properties of trip steel. *Materials and Design* 29, 604–612.
- De, A.K., Speer, J.G., Matlock, D.K., Murdock, D.C., Mataya, M.C., Comstock, R.J., 2006. Deformation-induced phase transformation and strain hardening in type 304 austenitic stainless steel. *Metallurgical and Material Transactions A* 37, 1875–1886.
- Delannay, L., Lani, F., Jacques, P.J., 2005. Simulation of deep-drawing of TRIP-assisted multiphase steel based on a micro-macro modelling. In: Boudeau, N. (Ed.), 24th International deep-drawing research group Congress. Kluwer, pp. 1–10.
- Doghri, I., 2000. *Mechanics of Deformable Solids: Linear and Nonlinear, Analytical and Computational Aspects*. Springer, Berlin.
- Egner, H., Skoczén, B.B., 2010. Ductile damage development in two-phase metallic materials applied at cryogenic temperatures. *International Journal of Plasticity* 26, 488–506.
- Farrokh, B., Khan, A.S., 2009. Grain size, strain rate, and temperature dependence of flow stress in ultra-fine grained and nanocrystalline Cu and Al: synthesis, experiment, and constitutive modeling. *International Journal of Plasticity* 25, 715–732.
- Fisher, F.D., Reisner, G., Werner, E., Tanaka, K., Cailletaud, K., Antretter, T., 2000. A new view on transformation induced plasticity (TRIP). *International Journal of Plasticity* 16, 723–748.
- Garion, C., Skoczén, B., 2002. Modeling of plastic strain induced martensitic transformation for cryogenic applications. *Journal of Applied Mechanics* 69, 755–762.
- Garion, C., Skoczén, B., Sgobba, S., 2006. Constitutive modelling and identification of parameters of the plastic strain-induced martensitic transformation in 316L stainless steel at cryogenic temperatures. *International Journal of Plasticity* 22, 1234–1264.
- Glema, A., Lodygowski, T., Perzyna, P., 2000. Interaction of deformation waves and localization phenomena in inelastic solids. *Computers Methods in Applied Mechanics and Engineering* 183, 123–140.
- Greenwood, G.W., Johnson, R.H., 1965. The deformation of metals under small stresses during phase transformation. *Proceeding of the Royal Society A* 283, 403–422.
- Hagege, B., 2004. *Simulation du comportement mécanique des milieux fibreux en grandes transformations: application aux renforts tricotés*. Ph.D. Thesis, ENSAM, Paris.
- Hallberg, H., Hakansson, P., Ristinmaa, M., 2007. A constitutive model for the formation of martensite in austenitic steels under large strain plasticity. *International Journal of Plasticity* 23, 1213–1239.
- Han, H.N., Lee, C.G., Oh, C., Lee, T., Kim, S., 2004. A model for deformation behavior and mechanically induced martensitic transformation of metastable austenitic steel. *Acta Materialia* 52, 5203–5214.
- Hänsel, A.H., Hora, P., Reissner, J., June 1998. Description of straininduced martensitic phase transformation in metastable austenitic steels for the simulation of deep drawing processes at non isothermal conditions. in: 20th Biennial IDDR Congress. Brussels, Belgium, pp. 387–398.
- Hecker, S.S., Stout, M.G., Staudhammer, K.P., Smith, J.L., 1982. Effects of strain and strain rate on deformation-induced transformation in 304 stainless steel. Part I: magnetic measurements and mechanical behaviour. *Metallurgical Transactions A* 13A, 619–626.
- HKS, 2003. *Abaqus Explicit v6.4 User's Manual*, version 6.4 Edition. ABAQUS Inc., Richmond, USA.
- Huang, G.L., Matlock, D.K., Krauss, G., 1989. Martensite formation, strain rate sensitivity, and deformation behaviour of type 304 stainless steels sheet. *Metallurgical Transactions A* 20A, 1239–1246.
- Hughes, T.J.R., Winget, J., 1980. Finite rotation effects in numerical integration of rate constitutive equations arising in large-deformation analysis. *International Journal for Numerical Methods in Engineering* 15, 1862–1867.
- Iwamoto, T., Tsuta, T., 2002. Computational simulation on deformation behavior of CT specimens of TRIP steel under mode I loading for evaluation of fracture toughness. *International Journal of Plasticity* 11, 1583–1606.
- Iwamoto, T., Tsuta, T., Tomita, Y., 1998. Investigation of deformation mode dependence of strain-induced martensitic transformation in trip steels and modelling of transformation kinetics. *International Journal of Mechanical Sciences* 40, 173–182.
- Khan, A.S., Huang, S., 1995. *Continuum Theory of Plasticity*. John Wiley & Sons, New York.
- Khan, A.S., Kazmi, R., Farrokh, B., Zupan, M., 2007. Effect of oxygen content and microstructure on the thermo-mechanical response of three Ti-6Al-4V alloys: experiments and modeling over a wide range of strain-rates and temperatures. *International Journal of Plasticity* 23, 1105–1125.
- Khan, A.S., Meredith, C.S., 2010. Thermo-mechanical response of Al 6061 with and without equal channel angular pressing (ECAP). *International Journal of Plasticity* 26, 189–203.

- Khan, A.S., Suh, Y.S., Kazmi, R., 2004. Quasi-static and dynamic loading responses and constitutive modeling of titanium alloys. *International Journal of Plasticity* 20, 2233–2248.
- Kim, K., Lee, J., Chou, H., 2010. Analysis of pulsed Nd:YAG laser welding of AISI 304 steel. *Journal of Mechanical Science and Technology* 24, 2253–2259.
- Klepaczko, J.R., 1987. A practical stress-strain-strain rate-temperature constitutive relation of the power form. *Journal of Mechanical Working Technology* 15, 143–165.
- Klepaczko, J.R., Rezaig, B., 1996. A numerical study of adiabatic shear banding in mild steel by dislocation mechanics based constitutive relations. *Mechanics of Materials* 24, 125–139.
- Kubler, R.F., Berveiller, M., Buessler, P., 2011. Semi phenomenological modelling of the behavior of TRIP steels. *International Journal of Plasticity* 27, 299–327.
- Kuchnicki, S.N., Radovitzki, R.A., Cuitiño, A.M., 2008. An explicit formulation for multiscale modeling of bcc metals. *International Journal of Plasticity* 24, 2173–2191.
- Langdon, G.S., Schleyer, G.K., 2005a. Inelastic deformation and failure of profiled stainless steel blast wall panels. Part I: experimental investigations. *International Journal of Impact Engineering* 31, 341–369.
- Langdon, G.S., Schleyer, G.K., 2005b. Inelastic deformation and failure of profiled stainless steel blast wall panels. Part II: analytical modelling considerations. *International Journal of Impact Engineering* 31, 371–399.
- Langdon, G.S., Schleyer, G.K., 2006. Deformation and failure of profiled stainless steel blast wall panels. Part III: finite element simulations and overall summary. *International Journal of Impact Engineering* 32, 988–1012.
- Leal, R.H., 1984. Transformation toughening of metastable austenitic steels. Ph.D. Thesis, MIT, Cambridge, Massachusetts.
- Lebedev, A.A., Kosarchuk, V.V., 2000. Influence of phase transformations on the mechanical properties of austenitic stainless steels. *International Journal of Plasticity* 16, 749–767.
- Lee, M.G., Kim, S.J., Han, H.N., 2010. Crystal plasticity finite element modeling of mechanically induced martensitic transformation (mimt) in metastable austenite. *International Journal of Plasticity* 26, 688–710.
- Liang, R., Khan, A.S., 1999. A critical review of experimental results and constitutive models for bcc and fcc metals over a wide range of strain rates and temperatures. *International Journal of Plasticity* 15, 963–980.
- Lichtenfeld, J.A., Mataya, M., Tyne, C.J.V., 2006. Effect of strain rate on stress-strain behavior of alloy 309 and 304L austenitic stainless steel. *Metallurgical and Materials Transactions A* 37A, 147–161.
- Love, B.M., Batra, R.C., 2006. Determination of effective thermomechanical parameters of a mixture of two elastothermoviscoplastic constituents. *International Journal of Plasticity* 22, 1026–1061.
- Magee, C., 1966. Transformation kinetics, microplasticity and ageing of martensite in Fe-31Ni. Ph.D. Thesis, Carnegie Institute of Technology University, Pittsburgh, PA.
- Mahnken, R., Schneidt, A., Antretter, T., 2009. Macro modelling and homogenization for transformation induced plasticity of a low-alloy steel. *International Journal of Plasticity* 25, 183–204.
- Mercier, A., Molinari, A., 2009. Homogenization of elastic-viscoplastic heterogeneous materials: Self-consistent and mori-tanaka schemes. *International Journal of Plasticity* 25, 1024–1048.
- Mercier, S., Molinari, A., 2004. Analysis of multiple necking in rings under rapid radial expansion. *International Journal of Impact Engineering* 30, 403–419.
- Mertinger, V., Nagy, E., Tranta, F., Sólyom, J., 2008. Strain-induced martensitic transformation in textured austenitic stainless steels. *Materials Science and Engineering A*, 718–722.
- Miguélez, H., Zaera, R., Molinari, A., Cheriguene, R., Rusinek, A., 2009. Residual stresses in orthogonal cutting of metals: the effect of thermomechanical coupling parameters and of friction. *Journal of Thermal Stresses* 21, 269–289.
- Miller, M.P., McDowell, D.L., 1996. Modelling large strain multiaxial effects in fcc polycrystals. *International Journal of Plasticity* 12, 875–902.
- Molinari, A., Musquar, C., Sutter, G., 2002. Adiabatic shear banding in high speed machining of Ti-6Al-4V: experiments and modeling. *International Journal of Plasticity* 18, 443–459.
- Nemes, J.A., Eftis, J., 1993. Constitutive modelling on the dynamic fracture of smooth tensile bars. *International Journal of Plasticity* 9, 243–270.
- Oberste-Brandenburg, C., Bruhns, O.T., 2004. A tensorial description of the transformation kinetics of the martensitic phase transformation. *International Journal of Plasticity* 20, 2083–2109.
- Oliver, S., Jones, T.B., Foularis, G., 2007. Dual phase versus trip strip steels: microstructural changes as a consequence of quasi-static and dynamic tensile testing. *Materials Characterization* 58, 390–400.
- Olson, G.B., Azrin, M., 1978. Transformation behavior of trip steels. *Metallurgical and Materials Transactions A* 9 (5), 713–721.
- Olson, G.B., Cohen, M., 1975. Kinetics of strain-induced martensitic nucleation. *Metallurgical Transactions A* 6A, 791–795.
- Papatriantafillou, I., Agoras, M., Aravas, N., Haidemenopoulos, G., 2006. Constitutive modeling and finite element methods for trip steels. *Computer Methods in Applied Mechanics and Engineering* 195, 5094–5114.
- Papatriantafillou, I., Aravas, N., Haidemenopoulos, G., 2004. Finite element modelling of trip steels. *Steel Research International* 75, 732–738.
- Pesci, R., Inal, K., Berveiller, S., Paton, E., Lecomte, J.S., Eberhardt, A., 2006. Inter- and intragranular stress determination with kossel microdiffraction in a scanning electron microscope. *Materials Science Forum*, 109–114.
- Petein, A., 2006. On the interactions between strain-induced phase transformations and mechanical properties in Fe-Mn-Si-al steels and Fe-Ni-Cr austenitic stainless steels. Ph.D. Thesis, Louvain-la-Neuve, Belgium.
- Petit, B., Gey, N., Cherkaoui, M., Bolle, B., Humbert, M., 2007. Deformation behavior and microstructure/texture evolution of an annealed 304 AISI stainless steel sheet. experimental and micromechanical modeling. *International Journal of Plasticity* 23, 323–341.
- Rodríguez-Martínez, J.A., 2010. Advanced constitutive relations for modeling thermoviscoplastic behaviour of metallic alloys subjected to impact loading. Ph.D. thesis, University Carlos III of Madrid-University Paul Verlaine of Metz/ENIM 2010.
- Rodríguez-Martínez, J.A., Pesci, R., Rusinek, A., 2011. Experimental study on the martensitic transformation in AISI 304 steel sheets subjected to tension under wide ranges of strain rate at room temperature. *Materials Science and Engineering: A* 528, 5974–5982.
- Rodríguez-Martínez, J.A., Pesci, R., Rusinek, A., Arias, A., Zaera, R., Pedroche, D.A., 2010a. Thermo-mechanical behaviour of TRIP 1000 steel sheets subjected to low velocity perforation by conical projectiles at different temperatures. *International Journal of Solids and Structures* 47, 1268–1284.
- Rodríguez-Martínez, J.A., Rusinek, A., Pesci, R., 2010b. Experimental survey on the behaviour of AISI 304 steel sheets subjected to perforation. *Thin-Walled Structures* 48, 966–978.
- Rusinek, A., Klepaczko, J.R., 2009. Experiments on heat generated during plastic deformation and stored energy for TRIP steels. *Materials and Design* 30, 35–48.
- Rusinek, A., Rodríguez-Martínez, J.A., Pesci, R., Capelle, J., 2010. Experimental characterisation and modelling of the thermo-viscoplastic behaviour of steel AISI 304 within wide ranges of strain rate at room temperature. *Journal of Theoretical and Applied Mechanics* 48, 1027–1042.
- Rusinek, A., Rodríguez-Martínez, J.A., Pesci, R., Zaera, R., Fernández-Sáez, J.A., 2011. Internal report ENIM/UC3M: martensitic transformation in AISI 304 sheets subjected to perforation.
- Rusinek, A., Zaera, R., Forquin, P., Klepaczko, J.R., 2008. Effect of plastic deformation and boundary conditions combined with elastic wave propagation on the collapse site of a crash box. *Thin-Walled Structures* 46, 1143–1163.
- Rusinek, A., Zaera, R., Klepaczko, J.R., Cheriguene, R., 2005. Analysis of inertia and scale effects on dynamic neck formation during tension of sheet steel. *Acta Materialia* 53, 5387–5400.
- Shiue, R.K., Chang, C.T., Young, M.C., Tsay, L.W., 2004. The effect of residual thermal stresses on the fatigue crack growth of laser-surface-annealed AISI 304 stainless steel. Part I: computer simulation. *Materials Science and Engineering A* 364, 101–108.

- Sideridis, E., Kytopoulos, V.N., Kyriazi, E., Bourkas, G., 2005. Determination of thermal expansion coefficient of particulate composites by the use of a triphase model. *Composites Science and Technology* 65, 909–919.
- Simo, J.C., Hughes, T.J.R., 1998. *Computational Inelasticity*. Springer, New York.
- Stringfellow, R.G., Parks, D.M., Olson, G.B., 1992. A constitutive model for transformation plasticity accompanying strain-induced martensitic transformations in metastable austenitic steels. *Acta Metallurgica et Materialia* 40 (7), 1703–1716.
- Suquet, P., 1995a. Overall properties of nonlinear composites: a modified secant moduli theory and its link to Ponte Castañeda's nonlinear variational procedure. *Comptes Rendus de l'Académie des Sciences Paris, Série II b* 320, 563–571.
- Suquet, P., 1995b. Overall properties of nonlinear composites: secant moduli theories and variational bounds. In: Markov, K.Z. (Ed.), *Continuum Models and Discrete Systems, Proceedings of 8th International Symposium*. World Scientific Publishing Company, pp. 290–299.
- Suquet, P., 1996. Overall properties of nonlinear composites: remarks on secant and incremental formulations. In: Pineau, A., Zaoui, A. (Eds.), *Micromechanics of Plasticity and Damage of Multiphase Materials (IUTAM Symposium)*. Kluwer, pp. 149–156.
- Tomita, Y., Iwamoto, T., 1995. Constitutive modelling of trip steel and its application to the improvement of mechanical properties. *International Journal of Mechanical Sciences* 37, 1295–1305.
- Tomita, Y., Iwamoto, T., 2001. Computational prediction of deformation behavior of trip steels under cyclic loading. *International Journal of Mechanical Sciences* 43, 2017–2034.
- Turteltaub, S., Suiker, A.S.J., 2005. Transformation-induced plasticity in ferrous alloys. *Journal of the Mechanics and Physics of Solids* 53, 1747–1788.
- Voyiadjis, G.Z., Abed, F.H., 2006. A coupled temperature and strain rate dependent yield function for dynamic deformations of bcc metals. *International Journal of Plasticity* 22, 1398–1431.
- Willis, J.R., 1982. *Mechanics of Solids, the Rodney Hill 60th Anniversary Volume*. Oxford Pergamon, Ch. Elasticity Theory of Composites, pp. 653–686.
- Wolff, M., Böhma, M., Helm, D., 2008. Material behavior of steel – modeling of complex phenomena and thermodynamic consistency. *International Journal of Plasticity* 24, 746–774.
- Young, C.C., 1988. Transformation toughening in phosphocarbide-strengthened austenitic steels. Ph.D. Thesis, MIT, Cambridge, Massachusetts.
- Zukas, J.A., Scheffer, D.R., 2000. Practical aspects of numerical simulations of dynamic events: effects of meshing. *International Journal of Impact Engineering* 24, 925–945.